





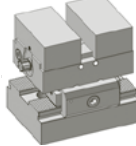

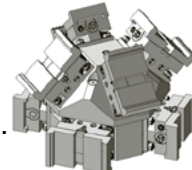
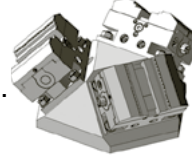

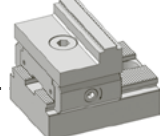



triCENTRO


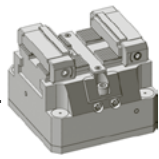






Einleitung und Anwendungsbeispiele | *Introduction and examples of application* 115

Micro - Zentrierspanner <i>Micro - self centering vise</i>		116 - 117
5-Achsen Zentrischspannblock <i>Self centering vise block 35°...</i>	 SPUTNIK I	118
5-Achsen Zentrischspannblock <i>Self centering vise block 45°...</i>	 SPUTNIK I	119
5-Achsen Zentrischspannblock <i>5-Axis self centering vise block 20°-3</i>	 SPUTNIK I-3	122
Kompakter Zentrischspanner <i>Compact self centering vise</i>		123 - 124
Mini Zentrierspanner <i>Mini - self centering vise</i>		126 - 129
Zentrischspanner mit Anschlagbrücke <i>Self centering vise with center stop</i>		130
5-Achsen Zentrischspannblock <i>Self centering vise block 45° / 90°-4-8-12</i>	 SPUTNIK II	133
5-Achsen Zentrischspannblock 45°-3 <i>Self centering vise block 45°-3</i>	 SPUTNIK II-3	136
Zentrischspanner X M B Serien <i>Self centering vises X M B series</i>		137 - 146
Präge- Pendelbacken Set für Zentrischspanner ZSM <i>Stamping swiveling jaws for self centering vise ZSM</i>		148
5-Achsen Zentrischspannblock <i>Self centering vise block 35°-3</i>	 SPUTNIK III	153 - 154





ZSP Micro - Zentrischspanner ZSP Micro - self centering vise	 156
ZSP125 Mini - Pneumatischer Zentrischspanner (einfacher Kolben) ZSP125 Mini - Pneumatic self centering vise (single piston)	 157
ZSP125 Mini - Pneumatischer Zentrischspanner (Doppelkolben) ZSP125 Mini - Pneumatic self centering vise (Double piston)	 158
ZSP Grande - Pneumatischer Zentrierspanner ZSP Grande - Pneumatic self centering vise	 160 - 161

Triag International AG bietet ein breites Sortiment an Zentrischspannern an. Neben den Zentrischspannern, die auf die Schienensysteme Power Clamp das Nullpunktsystem oppSystem passen, sind auch Ausführungen für Lochraster erhältlich.

Mit unseren modularen Zentrischspannblöcken bieten wir eine optimale Lösung für die Mehrfachspannung in Ihrer 5-Achs Fräsmaschine an. Für alle Zentrischspanner sind verschiedene Aufsatz- und Prägebacken erhältlich.

Triag International AG offers a wide range of self centering vices. In addition to the self centering vise that fit into the rail systems Power Clamp the zero point system oppSystem, mechanical self centering vice are also available.

With our modular self centric vice blocks we offer an optimal solution for multiple workholding in your 5 axis milling machine. Different false jaws and stamping jaws are available for all self centering vices.





prägen
stamping



glatt
flat



MCZ40L30PRG13

1x MCZ40L30

1x **B190-13** kg ~0,09

i 57HRC

A 3 – 13 mm

kg ~0,34

max. 800daN

max. 7 Nm

Nuss 1/4 - sw 4,5

Prägebacken / direct stamping jaws

MCZ40L30PRG22

1x MCZ40L30

1x **B190-22** kg ~0,08

i 57HRC

A 12 – 22 mm

kg ~0,33

max. 800daN

max. 7 Nm

Nuss 1/4 - sw 4,5

MCZ40L30PRG31

1x MCZ40L30

1x **B190-31** kg ~0,08

i 57HRC

A 21 – 31 mm

kg ~0,32

max. 800daN

max. 7 Nm

Nuss 1/4 - sw 4,5

MCZ40L30W6*

1x MCZ40L30

1x **B190W6-40** kg ~0,08

H = 38 mm

H1 = 6 mm

i * = weich / soft

A 0 – 10 mm

kg ~0,33

max. 800daN

max. 7 Nm

Nuss 1/4 - sw 4,5

weichen Stahlbacken / soft steel jaws

MCZ40L30W10*

1x MCZ40L30

1x **B190W10-40** kg ~0,12

H = 42 mm

H1 = 10 mm

i * = weich / soft

A 0 – 10 mm

kg ~0,37

max. 800daN

max. 7 Nm

Nuss 1/4 - sw 4,5

Fränschlag
Milling buffer
M4

MCZ40L30W20*

1x MCZ40L30

1x **B190W20-40** kg ~0,22

H = 52 mm

H1 = 20 mm

i * = weich / soft

A 0 – 10 mm

kg ~0,47

max. 800daN

max. 7 Nm

Nuss 1/4 - sw 4,5

Drehmoment Torque		Spannkraft Workholding force		
Nm	(lb-ft)	~daN	~(lb)	~t
4	3	= 457	1'007	0,46
5	3,7	= 571	1'259	0,57
6	4,4	= 686	1'512	0,69
7	5,2	= 800	1'764	0,8

Befestigungsbohrbild / Mounting hole pattern

MCZ40L30W30*

1x MCZ40L30

1x **B190W30-40** kg ~0,32

H = 62 mm

H1 = 30 mm

i * = weich / soft

A 0 – 10 mm

kg ~0,57

max. 571daN


max. 5 Nm

Nuss 1/4 - sw 4,5

Schnitt / Cut A-A

Bestellbeispiel / Ordering example :
3 x MCZ40L30PRG13 & 1 x Nuss 1/4 - sw 4,5

Separat bestellen / Separate order



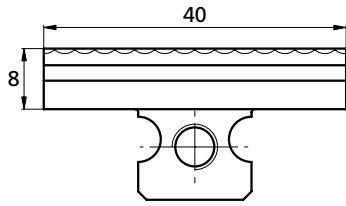
prägen
stamping



glatt
flat



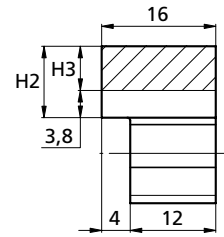
mit Prägebacken / direct stamping jaws



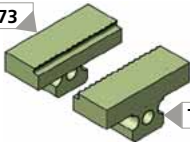
mit weichen Stahlbacken / with soft steel jaws

H1: Zum Erstellen Ihrer individuellen Formbacke:
Schnittzeichnung zum Ermitteln der maximalen Bearbeitungsprofiltiefe

H1: If a dedicated jaw is being machined:
Sectional drawing to determine the maximum machining depth



TH130073

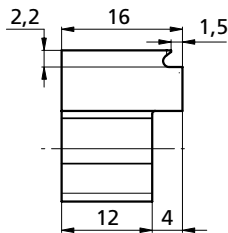


TH130072



B190-13

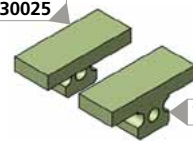
kg ~0,09



B190W6-40* kg ~0,08


H2 = 6 mm
H3 = 2,2 mm

TH130025



TH130028

TH140153

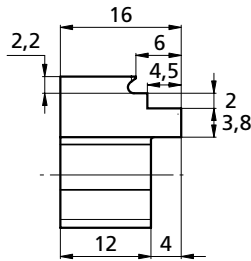


TH140152



B190-22

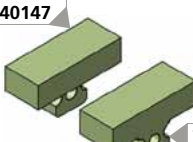
kg ~0,08



B190W10-40* kg ~0,12

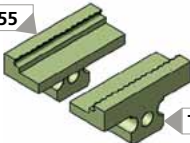
H2 = 10 mm
H3 = 6,2 mm

TH140147



TH140146

TH140155

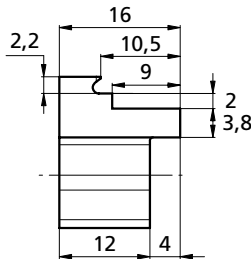


TH140154



B190-31

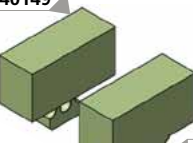
kg ~0,08



B190W20-40* kg ~0,22

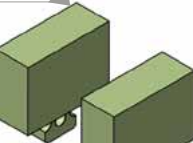
H2 = 20 mm
H3 = 16,2 mm

TH140149



TH140148

TH140151

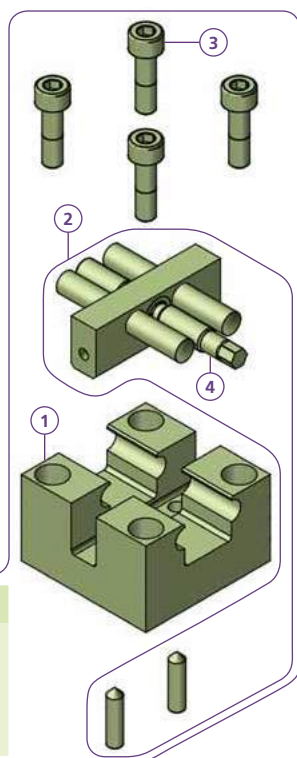
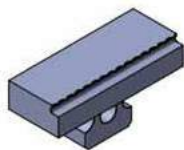


TH140150



B190W30-40* kg ~0,32

H2 = 30 mm
H3 = 26,2 mm



MCZ40L30

kg

- ① 1x TH130024 ~0,18
- ② 1x PCS6M50SET ~0,05
- ③ 4x M550
- ④ 1x TH130026 ~0,01

WICHTIG!

Bitte separat bestellen

IMPORTANT!

Please order separately

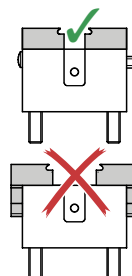
Nuss 1/4 - sw 4,5



ACHTUNG / CAUTION

Die Angaben der Spannbereiche bei clamping ranges for the different jaws Backen sind unbedingt zu beachten und einzuhalten! Bei unsachgemäßer Anwendung übernimmt TRIAG International keine Haftung.

The details of the clamping ranges for the different jaws must be strictly followed! In case of improper use, TRIAG International assumes no liability.





Sputnik I

Die Sputnik Baureihe wurde speziell für die effizientere Nutzung von 5-Achsen Maschinen entwickelt. Dabei zeichnen sich alle drei Baureihen der Sputnik Serie mit unterschiedlichen Merkmalen aus.

Sehr kompakte Bauweise zur Aufnahme von 4 oder 8 Micro Zentrischspannmodulen. Für die Rohteilebearbeitung gibt es drei Bausätze Prägebacken (3–13 mm, 12–22 mm und 21–31 mm).

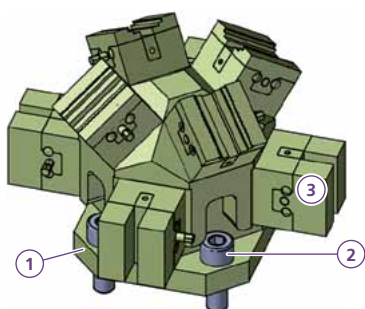
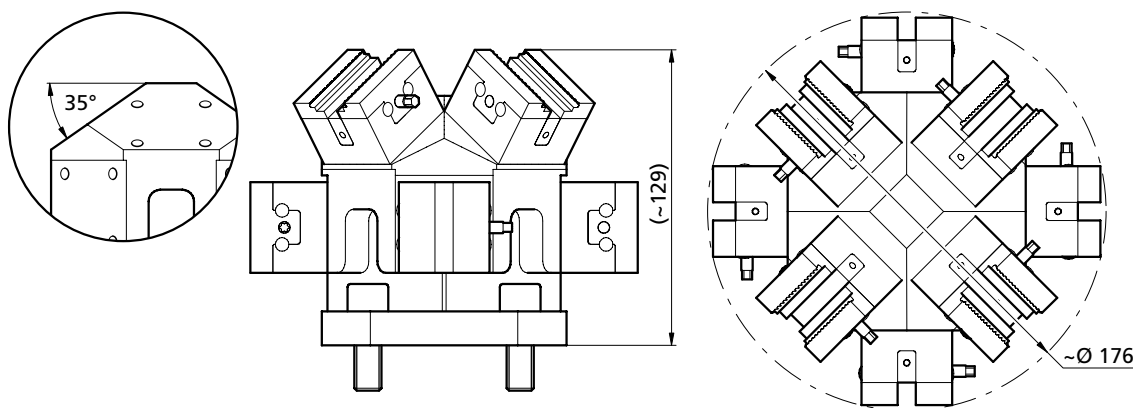
Für die zweite Spannung gibt es vier Sätze unterschiedlicher Backenrohlinge für die Einarbeitung einer Kontur. Die Spannkraft liegt bei 7 Nm 0,8t 800 daN.

Sputnik I

The Sputnik series was specially developed to improve the outputs of 5-axis machines. All three types of the Sputnik series have different features.

Very compact design to hold 4 or 8 micro self centering clamping modules. There are three assembly kits of stamping jaws (3–13 mm, 12–22 mm and 21–31 mm) for raw part machining.

For the second clamping, there are four sets of different jaw blanks to integrate any shapes. The clamping force is at 7 Nm 0.8t 800 daN.



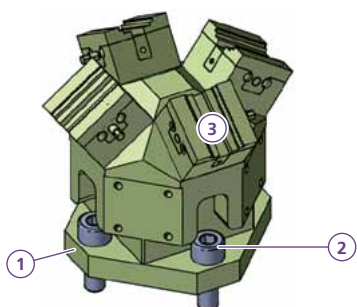
35° UB5AXMCZ40-35SET8

- 1 1x TB170676
 - 2 4x M12X35ISO4762
 - 3 8x Ihre Wahl/ Your choice
- kg ~5,1



Detailzeichnung zu dieser Schnittstelle
Detail drawing to interface

p. 116 - 117



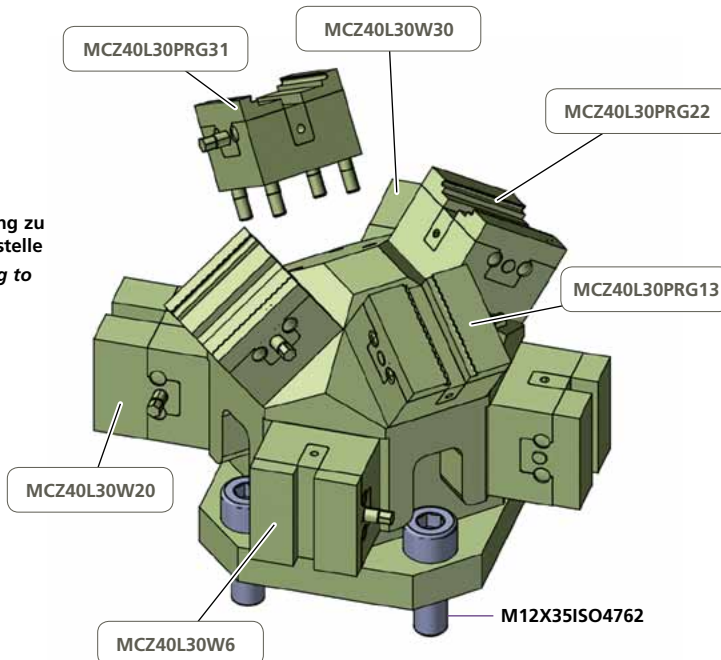
35° UB5AXMCZ40-35SET4

- 1 1x TB170676
 - 2 4x M12X35ISO4762
 - 3 4x Ihre Wahl/ Your choice
- kg ~3,2

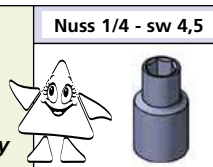


Detailzeichnung zu dieser Schnittstelle
Detail drawing to interface

p. 116 - 117



WICHTIG!
Bitte separat bestellen
IMPORTANT!
Please order separately



Bestellbeispiel / Ordering example:
2 x UB5AXMCZ40-35SET8 & 8 x MCZ40L30W10 &
8 x MCZ40L30PRG22 & 1 x Nuss 1/4 - sw 4,5

Separat bestellen / Separate order

5-Achsen Zentrischspannblock Self centering vise block

45° ...

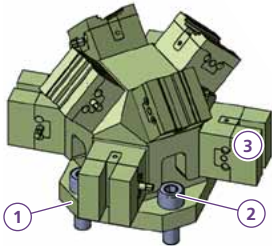
SPUTNIK I



UB5AXMCZ40-45SET (8 / 4 / OPBM)

UB5AXMCZ40-45SET8-ER

triCENTRO

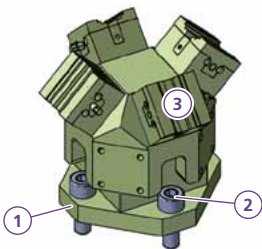
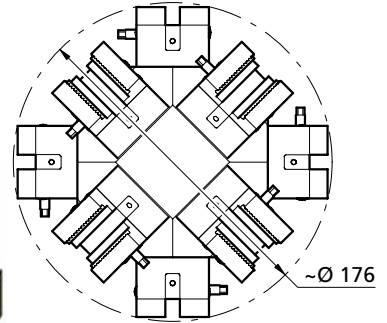
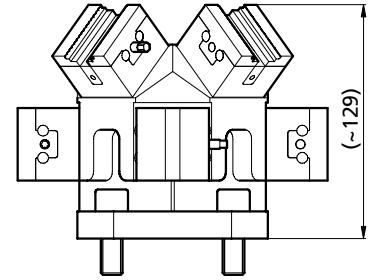
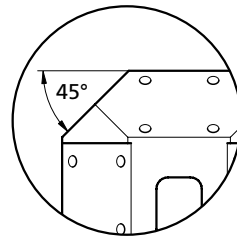


- UB5AXMCZ40-45SET8**
- 1x TK140867
 - 4x M12X35ISO4762
 - 8x Ihre Wahl/ Your choice
- kg ~5,2



Detailzeichnung zu dieser Schnittstelle
Detail drawing to interface

p. 116 - 117

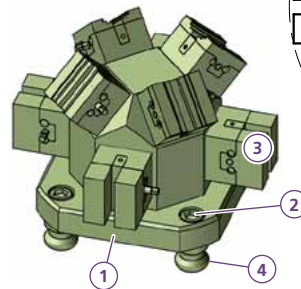


- UB5AXMCZ40-45SET4**
- 1x TK140867
 - 4x M12X35ISO4762
 - 4x Ihre Wahl/ Your choice
- kg ~4,2



Detailzeichnung zu dieser Schnittstelle
Detail drawing to interface

p. 116 - 117

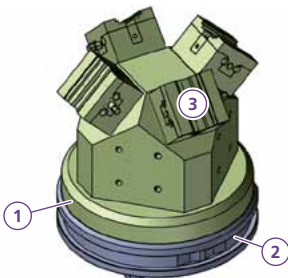


- UB5AXMCZ4045SET8-OPBM**
- 1x TK160869
 - 4x M12X20ISO4762
 - 8x Ihre Wahl/ Your choice
 - 4x OPBM18M12
- kg ~6,2



Detailzeichnung zu dieser Schnittstelle
Detail drawing to interface

p. 116 - 117

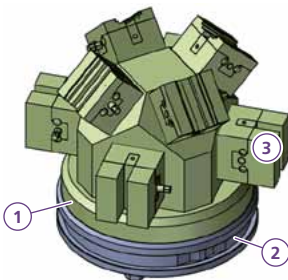


- UB5AXMCZ40-45SET4-ER**
- 1x TB161062
 - 1x ER041912 EROWA ITS-Palette
 - 4x Ihre Wahl/ Your choice
- kg ~4,1



Detailzeichnung zu dieser Schnittstelle
Detail drawing to interface

p. 116 - 117

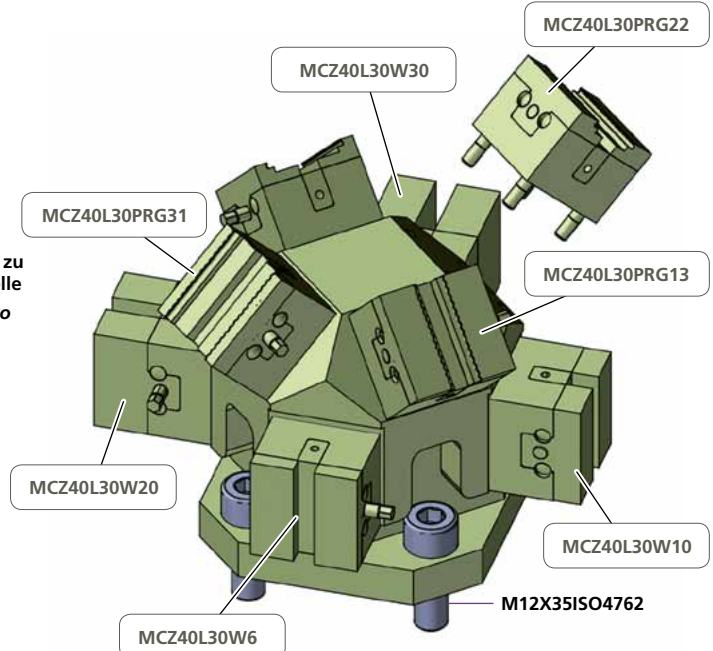


- UB5AXMCZ40-45SET8-ER**
- 1x TB161062
 - 1x ER041912 EROWA ITS-Palette
 - 8x Ihre Wahl/ Your choice
- kg ~6,1




Detailzeichnung zu dieser Schnittstelle
Detail drawing to interface

p. 116 - 117



WICHTIG!
Bitte separat bestellen
IMPORTANT!
Please order separately



Nuss 1/4 - sw 4,5



Bestellbeispiel / Ordering example:
2 x UB5AXMCZ40-45SET8 & 8 x MCZ40L30W20 &
8 x MCZ40L30PRG22 & 1 x Nuss 1/4 - sw 4,5

Separat bestellen / Separate order



MCZ40L30PRG13
◀ 3 – 13 mm ▶
Spannbereich
Clamping width

MCZ40L30PRG22
◀ 12 – 22 mm ▶
Spannbereich
Clamping width

MCZ40L30PRG31
◀ 21 – 31 mm ▶
Spannbereich
Clamping width

p. 116 Micro Zentrischspanner / Micro - self centering vise

MCZ40L30W6
Zum Erstellen Ihrer individuellen Formbacke
If a dedicated jaw is being machined

MCZ40L30W10
Zum Erstellen Ihrer individuellen Formbacke
If a dedicated jaw is being machined

MCZ40L30W20
Zum Erstellen Ihrer individuellen Formbacke
If a dedicated jaw is being machined

p. 116 Micro Zentrischspanner / Micro - self centering vise


Anwendungsbilder
Pictures of application to

Micro

Zentrischspanner
self centering vise

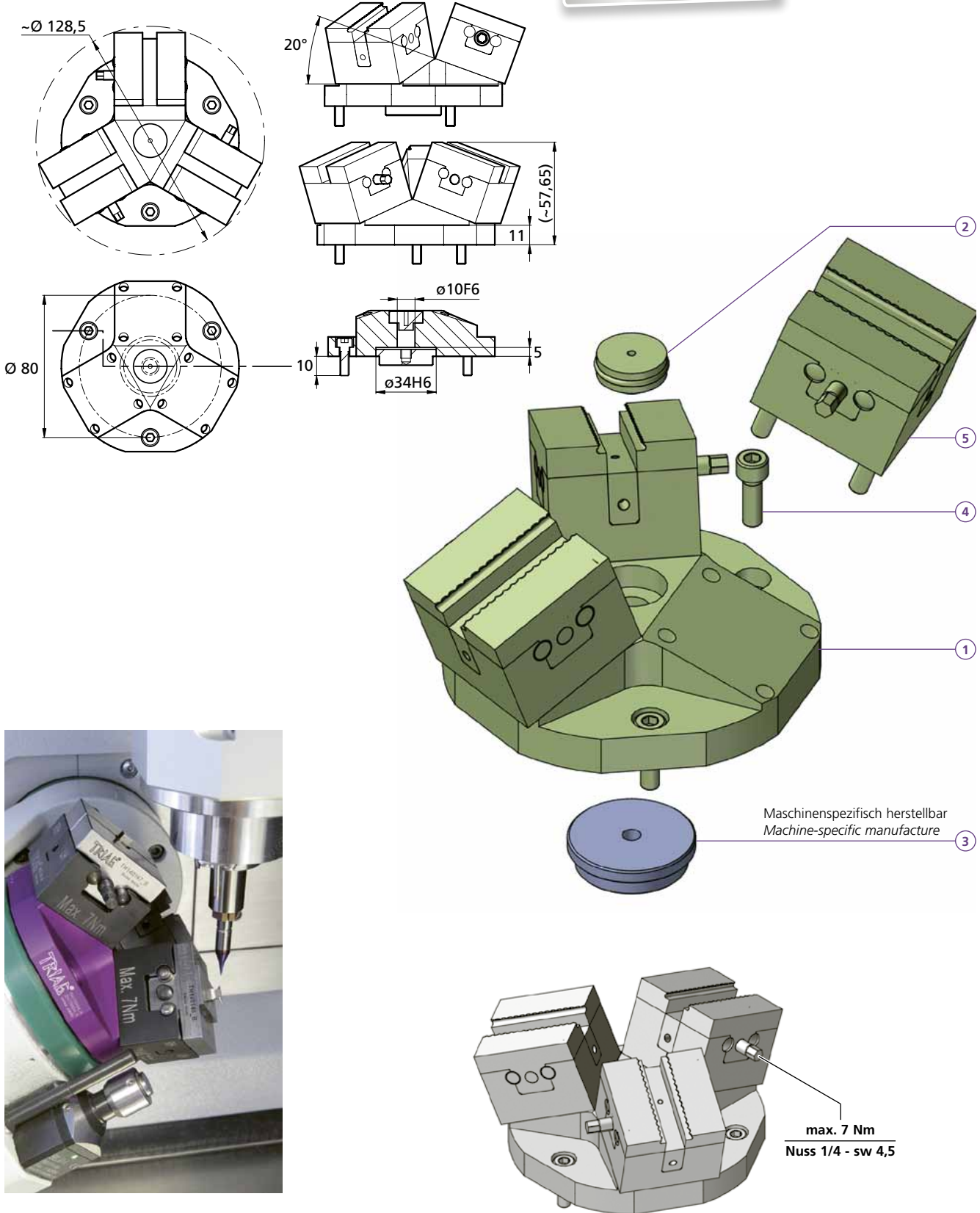


triCENTRO





SPUTNIK I-3



20°	UB5AXSET18-3
1	1x TH170934
2	1x PCPF16L6
3	1x TH171176
4	3x M5X16ISO4762
5	3x Ihre Wahl / Your choice
kg	~1,45

p. 116 - 117

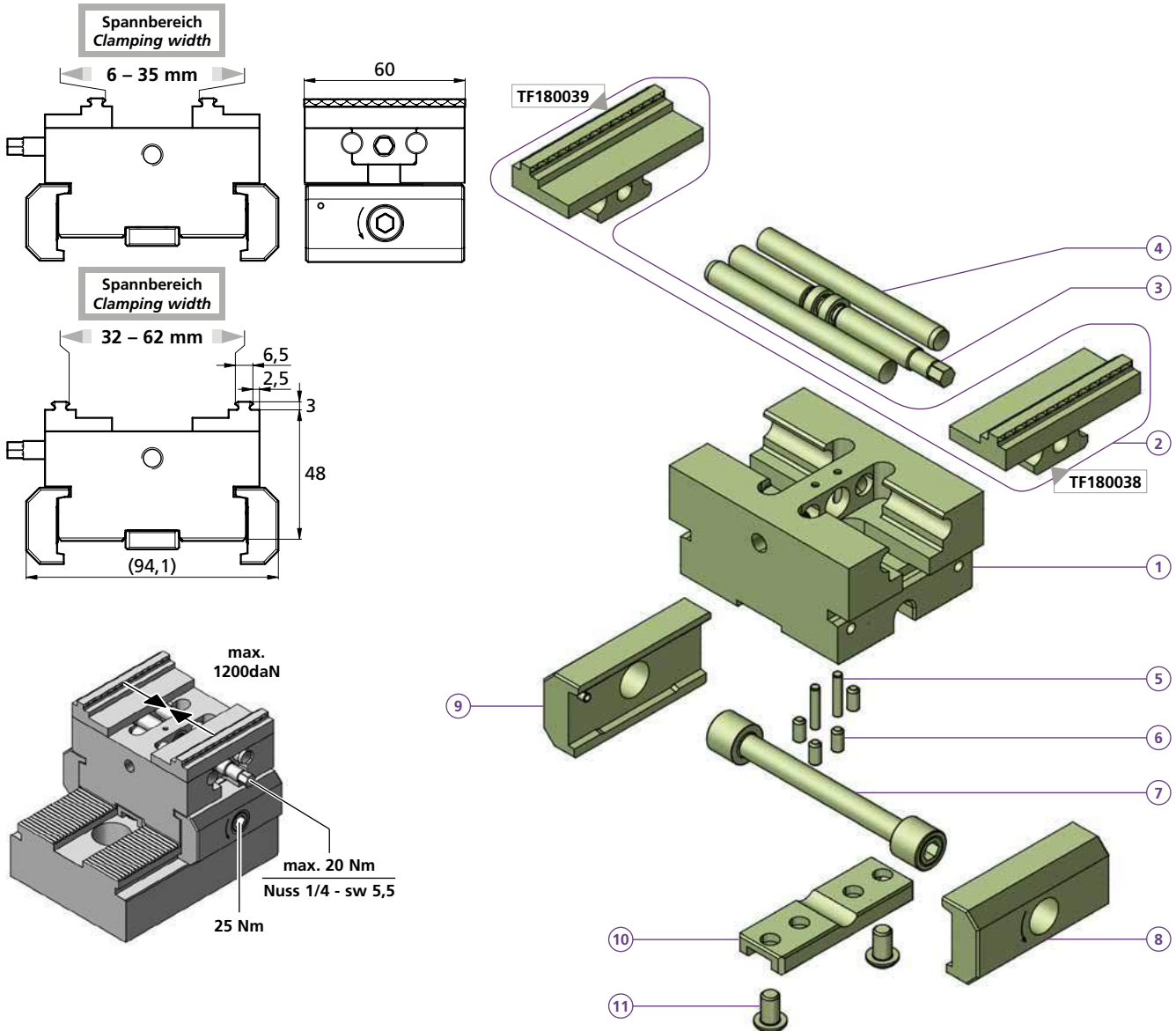
WICHTIG!
 Bitte separat bestellen!

IMPORTANT!
 Please order separately!

Nuss 1/4 - sw 4,5

Bestellbeispiel / Ordering example : 1 x UB5AXSET18-3 & 1x TH171176 & 3x M5x16

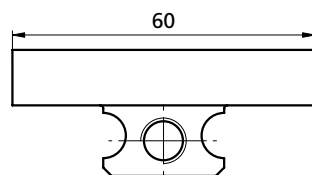
Separat bestellen / Separate order



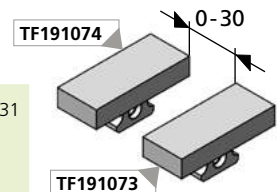
Drehmoment Torque		Spannkraft Workholding force		
Nm	(lb-ft)	~daN	~(lb)	~t
5	3,7	= 410	900	0,41
10	7,4	= 830	1'830	0,83
15	11,0	= 1'250	2'760	1,25
20	14,8	= 1'650	3'640	1,65

PCZ80L40PRG62	
1	1x TF180182
2	1x B210-62
3	1x TB150998
4	2x 8h6x80 DIN6325
5	2x 3h6x16 DIN6325
6	4x M4X8DIN913
7	1x PCS14
8	1x PCSP60R
9	1x PCSP60L
10	1x PCGUW20
11	2x M6X10ISO7380
kg	~1,71

Weiche Backen zu Kompakter Zentrischspanner
Soft jaws for compact self centering vise



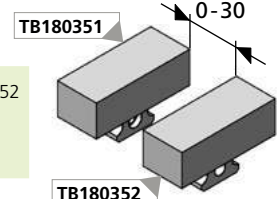
B212W11-60* kg ~0,31
 H = 11 mm
 H1 = 6,5 mm



TF191073

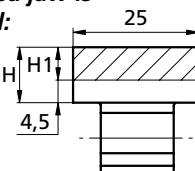
H1: Zum Erstellen Ihrer individuellen Formbacke:
 Schnittzeichnung zum Ermitteln der maximalen Bearbeitungsprofiltiefe

B212W20-60* kg ~0,52
 H = 20 mm
 H1 = 15,5 mm



TB180352

H1: If a dedicated jaw is being machined:
 Sectional drawing to determine the maximum machining depth



WICHTIG!
 Bitte separat bestellen!
IMPORTANT!
 Please order separately!

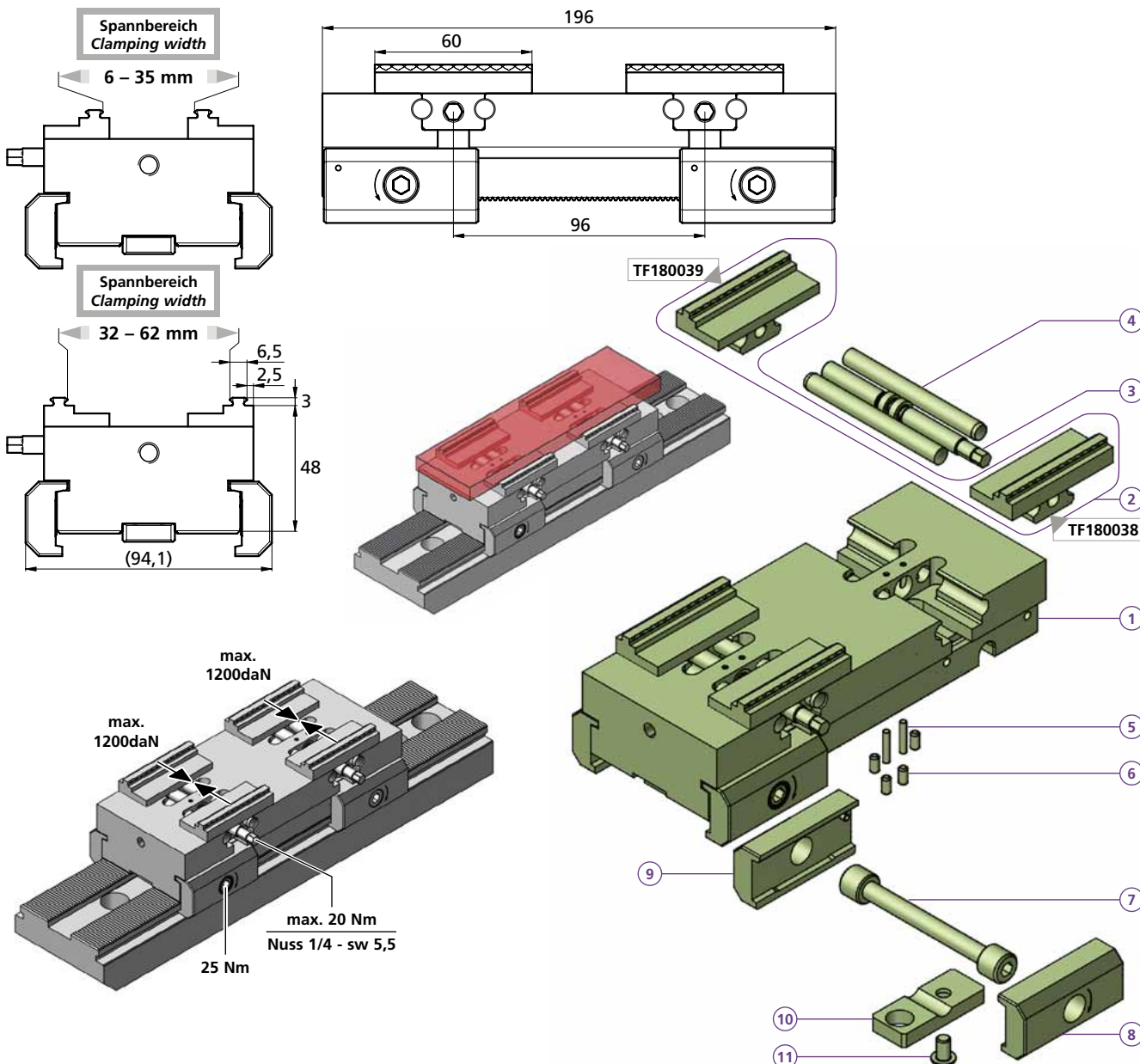


Nuss 1/4 - sw 5,5



Bestellbeispiel / Ordering example: PCZ80L40PRG62 & 1 x Nuss 1/4 - sw 5,5

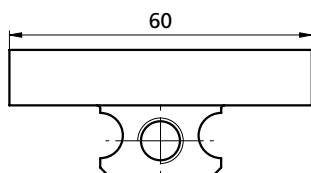
* = weich / soft (1.7225 Vergütungsstahl / Tempering steel)



Drehmoment Torque		Spannkraft Workholding force		
Nm	(lb-ft)	~daN	~(lb)	~t
5	3,7	= 410	900	0,41
10	7,4	= 830	1'830	0,83
15	11,0	= 1'250	2'760	1,25
20	14,8	= 1'650	3'640	1,65

PC2Z80L40PRG62	
1	1x TS170942
2	2x B210-62
3	2x TB150998
4	4x 8h6x80 DIN6325
5	4x 3h6x16 DIN6325
6	8x M4X8DIN913
7	2x PCS14
8	2x PCSP60R
9	2x PCSP60L
10	2x PCGU2049
11	2x M6X10ISO7380
kg	~4,7

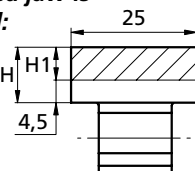
Weiche Backen zu Kompakter Zentrischspanner Soft jaws for compact self centering vise



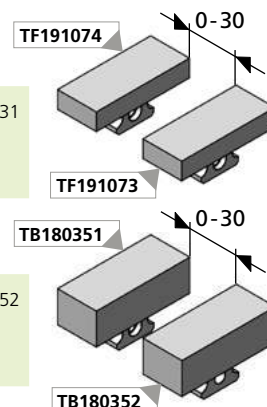
B212W11-60* kg ~0,31
H = 11 mm
H1 = 6,5 mm

H1: Zum Erstellen Ihrer individuellen Formbacke:
Schnittzeichnung zum Ermitteln der maximalen Bearbeitungsprofiltiefe

H1: If a dedicated jaw is being machined:
Sectional drawing to determine the maximum machining depth



B212W20-60* kg ~0,52
H = 20 mm
H1 = 15,5 mm



WICHTIG!
Bitte separat bestellen!
IMPORTANT!
Please order separately!



Nuss 1/4 - sw 5,5



Bestellbeispiel / Ordering example: PC2Z80L40PRG62 & 1 x Nuss 1/4 - sw 5,5


* = weich / soft (1.7225 Vergütungsstahl / Tempering steel)



Zwei Mini - Zentrischspanner mit Direktprägebacken halten verschieden lange Titanbleche. Um die verschiedenen Längen zu adaptieren, können die Spanner in 2 mm schritten seitlich versetzt werden.

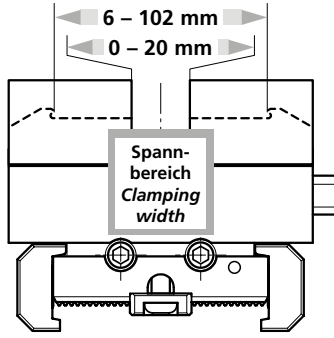
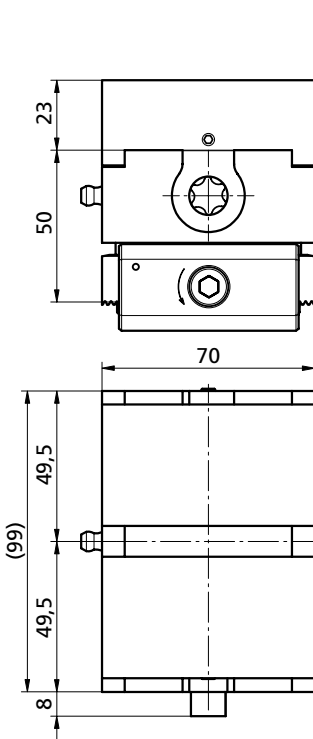
Two mini - self centering vises with direct stamping jaws holding titanium sheets in different length. To adapt the different length's the vises can be moved side words in 2 mm steps.

Sondervorrichtung für Velo-Pedale mit dem schnellwechsel Nullpunkt-System OPP
Dedicated fixture for high end bicycle pedals with quick change system OPP



siehe Video
see video





Drehmoment Torque		Spannkraft Workholding force		
Nm	(lb-ft)	~daN	~(lb)	~t
10	7,4	= 200	440	0,2
20	14,8	= 500	1'102	0,5
30	22,2	= 1'000	2'204	1,0
40	29,6	= 1'300	2'866	1,3
50	37,0	= 1'600	3'527	1,6

Innenspannung-Set / Inner clamping set

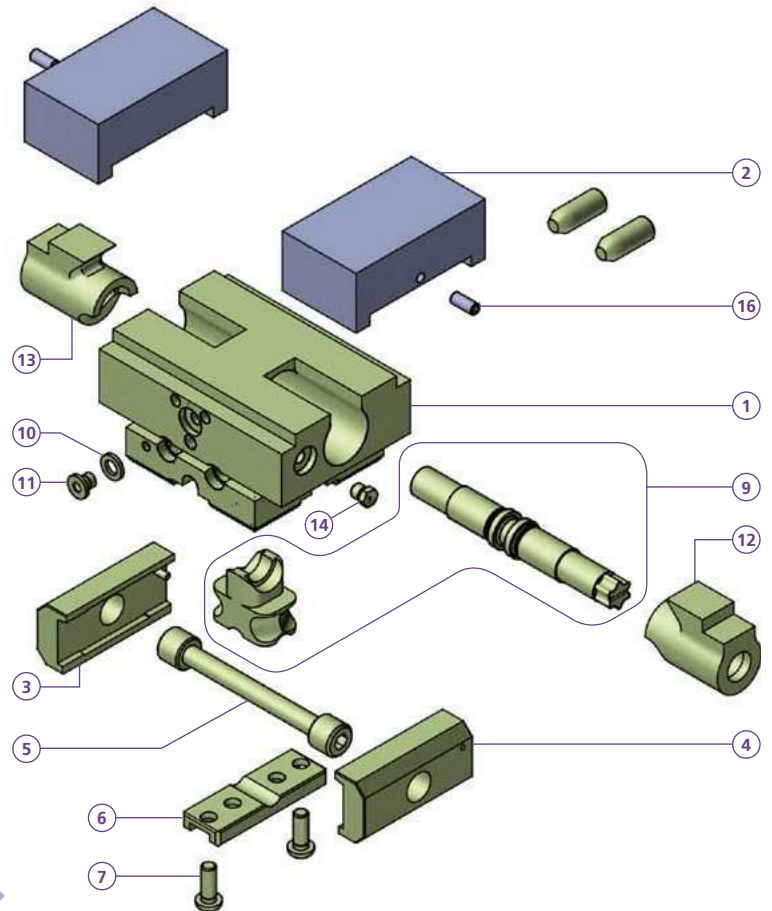
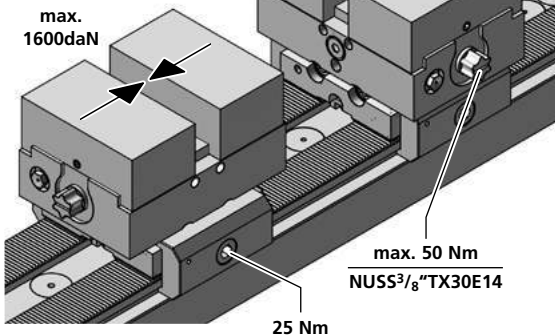
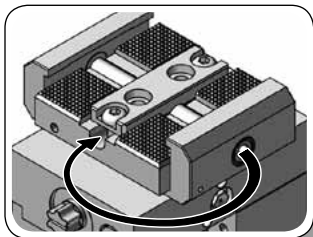
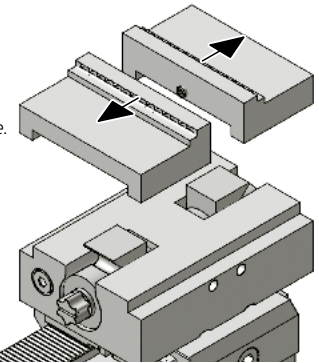
Mit diesem Set ist es möglich das Werkstück von innen zu spannen. *With this set it is possible to clamp the workpiece from the inside.*

ACHTUNG / CAUTION

Folgende Spannbacken sind dazu nicht geeignet.
The following clamping jaws are not suitable for this purpose.

B175-102, B175-121, B173-102

PCZS2439-ID-SET

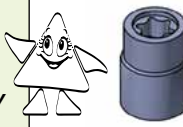


PCZ100L50	
1	1x PCZ100L50M
2	2x
3	1x PCSP60L
4	1x PCSP60R
5	1x PCS14
6	1x PCGUW20
7	2x M6X16ISO7380
9	1x PCS14M107SET
10	1x BN726 ISO 7092 M6
11	1x BN1206 M6x6
12	1x PCZS2439L
13	1x PCZS2439R
14	1x PCZSNP
15	4x PCZJ1025
16	2x TN100140
kg	~3,5

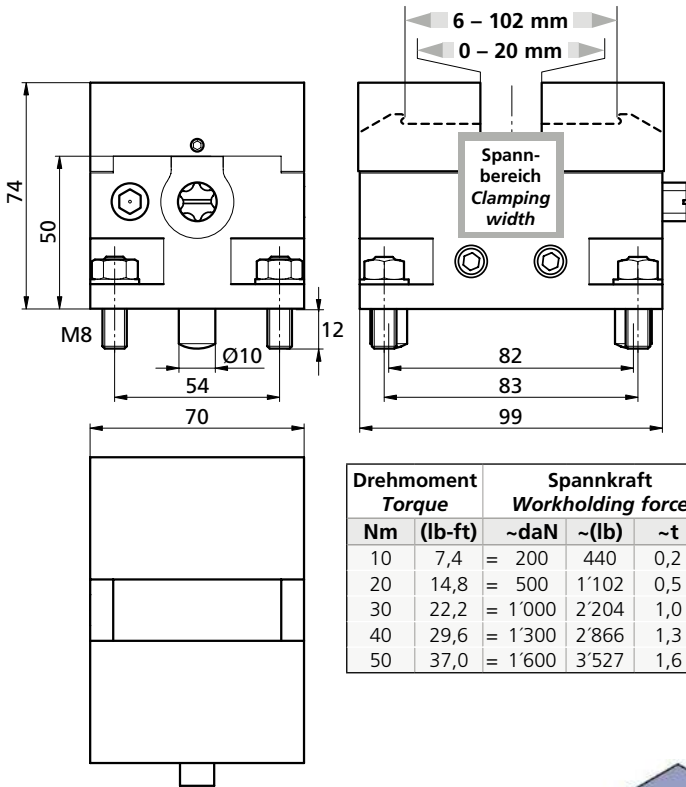
p. 128 - 129

WICHTIG!
Bitte separat bestellen
IMPORTANT!
Please order separately

NUSS3/8"TX30E14



Bestellbeispiel / Ordering example:
3 x PCZ100L50 & 6 x B170 & 1 x NUSS3/8"TX30E14



Drehmoment Torque		Spannkraft Workholding force		
Nm	(lb-ft)	~daN	~(lb)	~t
10	7,4	= 200	440	0,2
20	14,8	= 500	1'102	0,5
30	22,2	= 1'000	2'204	1,0
40	29,6	= 1'300	2'866	1,3
50	37,0	= 1'600	3'527	1,6

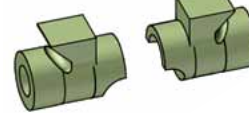
Innenspannung-Set / Inner clamping set

Mit diesem Set ist es möglich das Werkstück von innen zu spannen. *With this set it is possible to clamp the workpiece from the inside.*

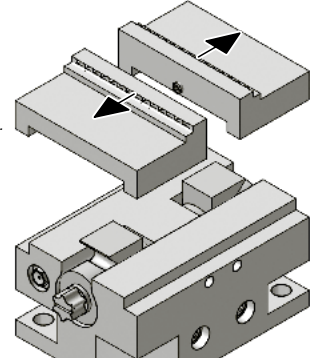
ACHTUNG / CAUTION

Folgende Spannbacken sind dazu nicht geeignet.
The following clamping jaws are not suitable for this purpose.

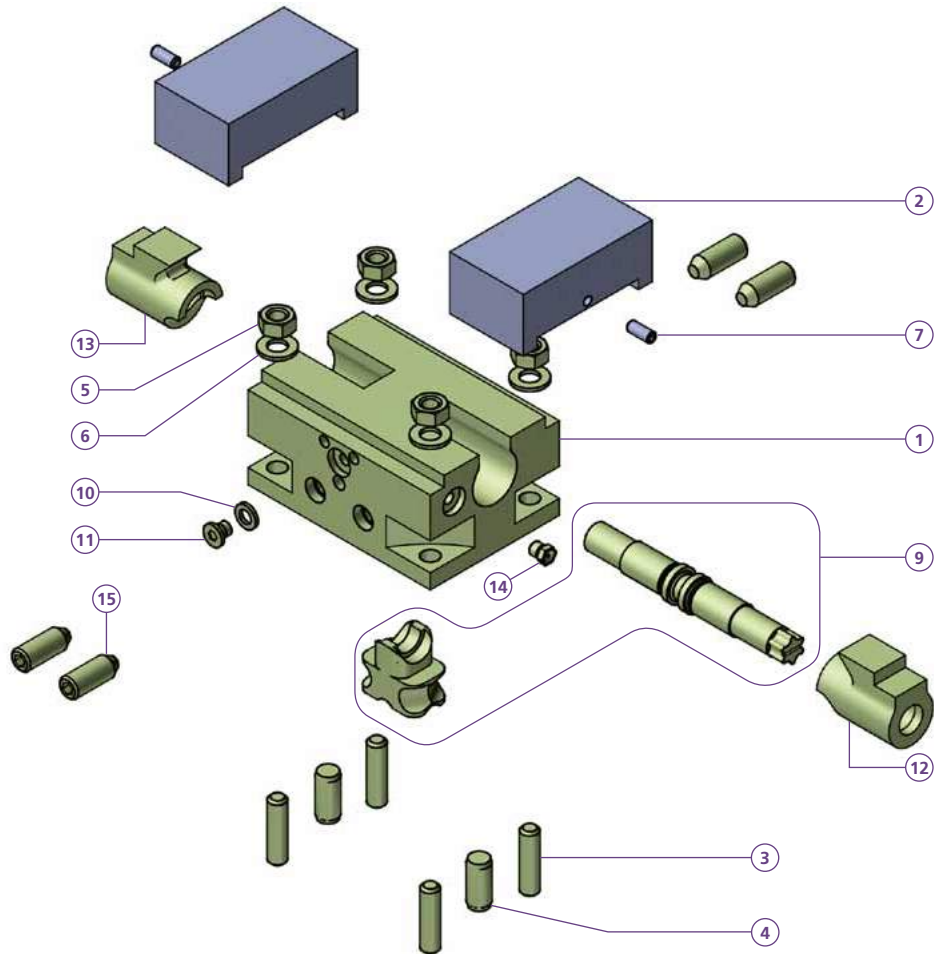
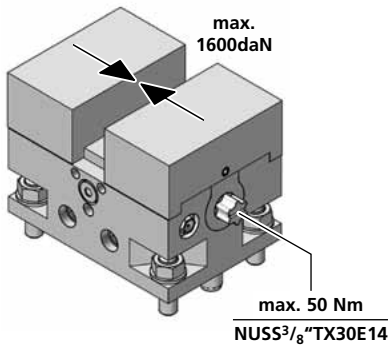
B175-102, B175-121, B173-102



PCZS2439-ID-SET



Nullpunkt des Zentrischspanners neu einstellen
How to readjust the zero point adjustment



MCZ100L50	
1	1x MCZ100L50M
2	2x
3	2x 10m6x22 ISO 8734
4	4x M8X30DIN913
5	4x M8 DIN 934
6	4x 8,4 DIN 125 A
7	2x TN100140
9	1x PCS14M107SET
10	1x BN726 ISO 7092 M6
11	1x BN1206 M6x6
12	1x PCZS2439L
13	1x PCZS2439R
14	1x PCZSNP
15	4x PCZJ1025
kg	~2,6

p. 128 - 129

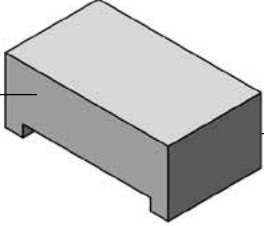
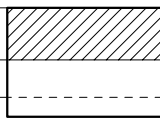
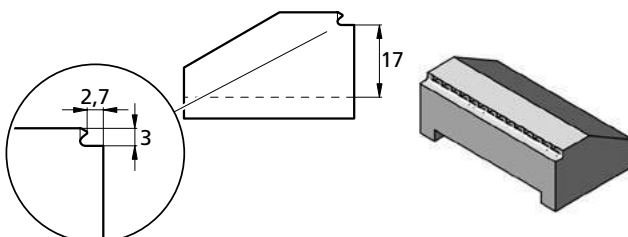
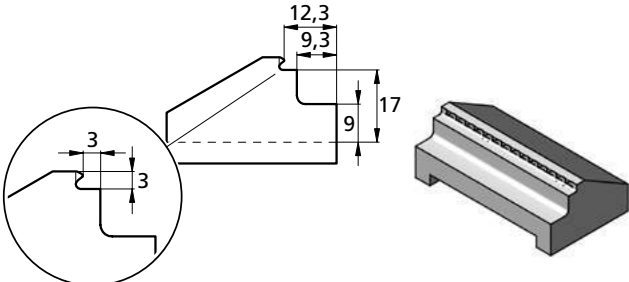
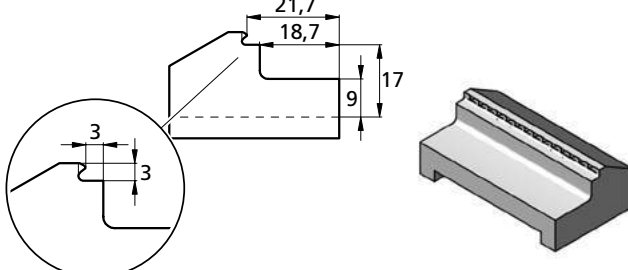
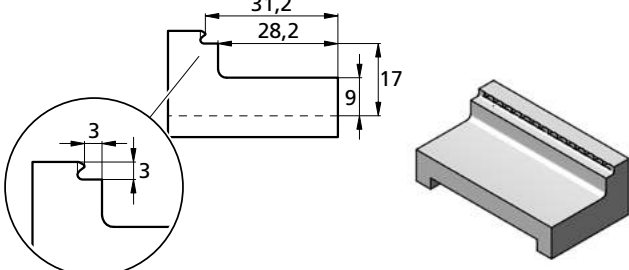
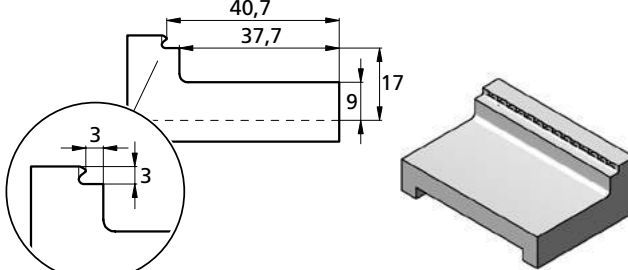
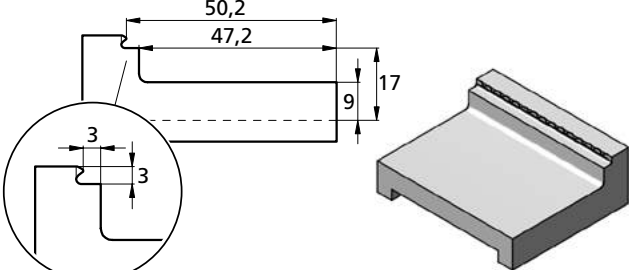
WICHTIG!
Bitte separat bestellen
IMPORTANT!
Please order separately

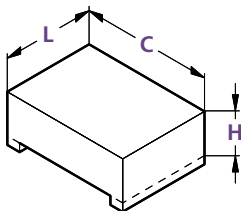
NUSS3/8"TX30E14



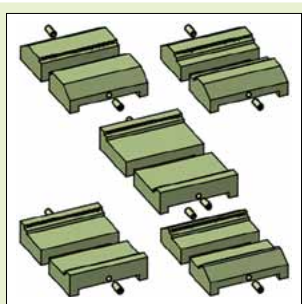
Bestellbeispiel / Ordering example:
3 x MCZ100L50 & 6 x B170 & 1 x NUSS3/8"TX30E14



<p>B170, B172 Spannereich / Clamping width ◀ 0 – 20 mm ▶</p>  <p>B170 HV700 x 0,2 mm</p> <p>B172</p> <p>weich soft 1.7225</p>	<p>Zum Erstellen Ihrer individuellen Formbacke: Schnittzeichnung zum Ermitteln der maximalen Bearbeitungs- profiltiefe</p> <p>If a dedicated jaw is being machined: Sectional drawing to determine the maximum machining depth</p>  <p>für / for B170, B172</p>
<p>B175-26 Spannereich / Clamping width ◀ 6 – 26 mm ▶</p> 	<p>B175-45 Spannereich / Clamping width ◀ 25 – 45 mm ▶</p> 
<p>B175-64 Spannereich / Clamping width ◀ 44 – 64 mm ▶</p> 	<p>B175-83 Spannereich / Clamping width ◀ 63 – 83 mm ▶</p> 
<p>B175-102 Spannereich / Clamping width ◀ 82 – 102 mm ▶</p> 	<p>B175-121 Spannereich / Clamping width ◀ 101 – 121 mm ▶</p> 



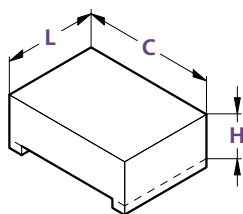
	B170	B172	B175-26	B175-45	B175-64	B175-83	B175-102	B175-121	B175SET
B									
C	70	70	70	70	70	70	70	70	2x B175-26
H	24	24	20	20	20	20	20	20	2x B175-45
L	40	40	40	40	40	40	50	60	2x B175-64
i	HV700 x0,2mm	*	57HRC	57HRC	57HRC	57HRC	57HRC	57HRC	2x B175-83
kg	~0,5	~0,5	~0,34	~0,29	~0,28	~0,25	~0,31	~0,37	2x B175-102



* = weich / soft (1.7225 Vergütungsstahl / Tempering steel)

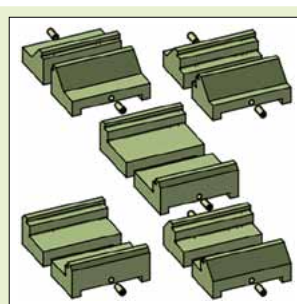


<p>B173-26 Spannereich / Clamping width ◀ 6 – 26 mm ▶</p>	<p>B173-45 Spannereich / Clamping width ◀ 25 – 45 mm ▶</p>
<p>B173-64 Spannereich / Clamping width ◀ 44 – 64 mm ▶</p>	<p>B173-83 Spannereich / Clamping width ◀ 63 – 83 mm ▶</p>
<p>B173-102 Spannereich / Clamping width ◀ 82 – 102 mm ▶</p>	<p>B176-80 Spannereich / Clamping width ◀ 8 – 80 mm ▶</p>
<p>ZK160798M5</p> <p>Extra Zubehör: Schraube zum schnellen Wechseln der Backen</p> <p>Additional accessories: Screw for quick change of jaws</p>	<p>PRG1003M8</p> <p>Bohrbild Hole pattern</p>



Bestellbeispiel / Ordering example: 2 x **B173-26**

	B173-26	B173-45	B173-64	B173-83	B173-102	B176-80	B173SET
C	70	70	70	70	70	70	2x B173-26
H	24	24	24	24	24	20	2x B173-45
L	40	40	40	40	50	40	2x B173-64
i	HV700 x0,2mm	HV700 x0,2mm	HV700 x0,2mm	HV700 x0,2mm	HV700 x0,2mm	HV700 x0,2mm	2x B173-83
kg	~0,31	~0,32	~0,32	~0,28	~0,34	~0,4	2x B173-102



Separat bestellen / Separate order



Doppelt so spannend – doppelt so effizient

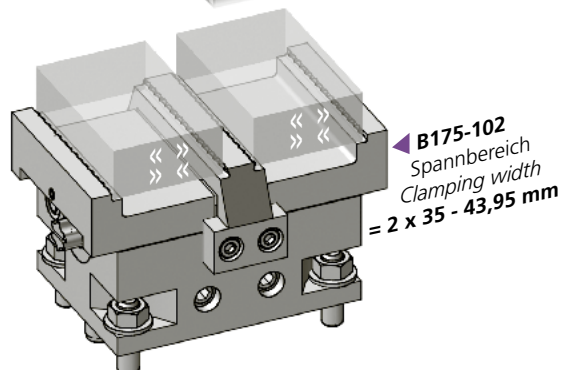
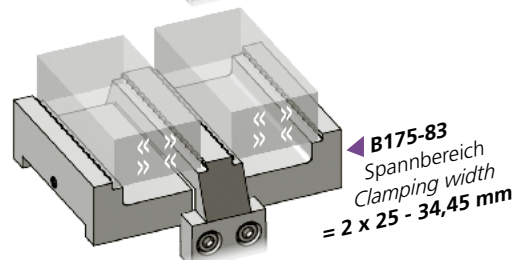
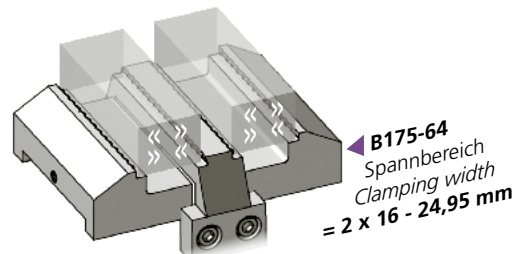
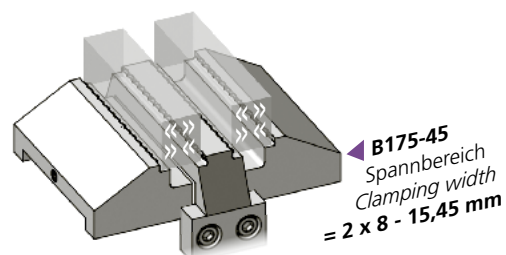
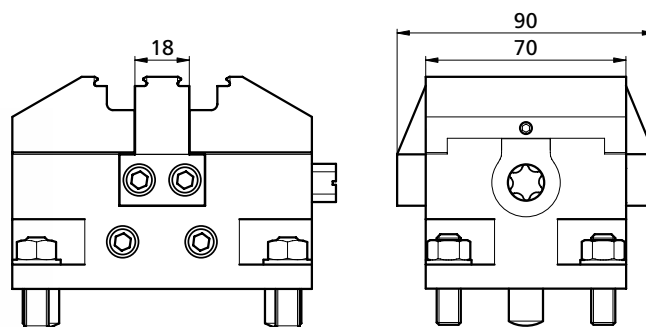
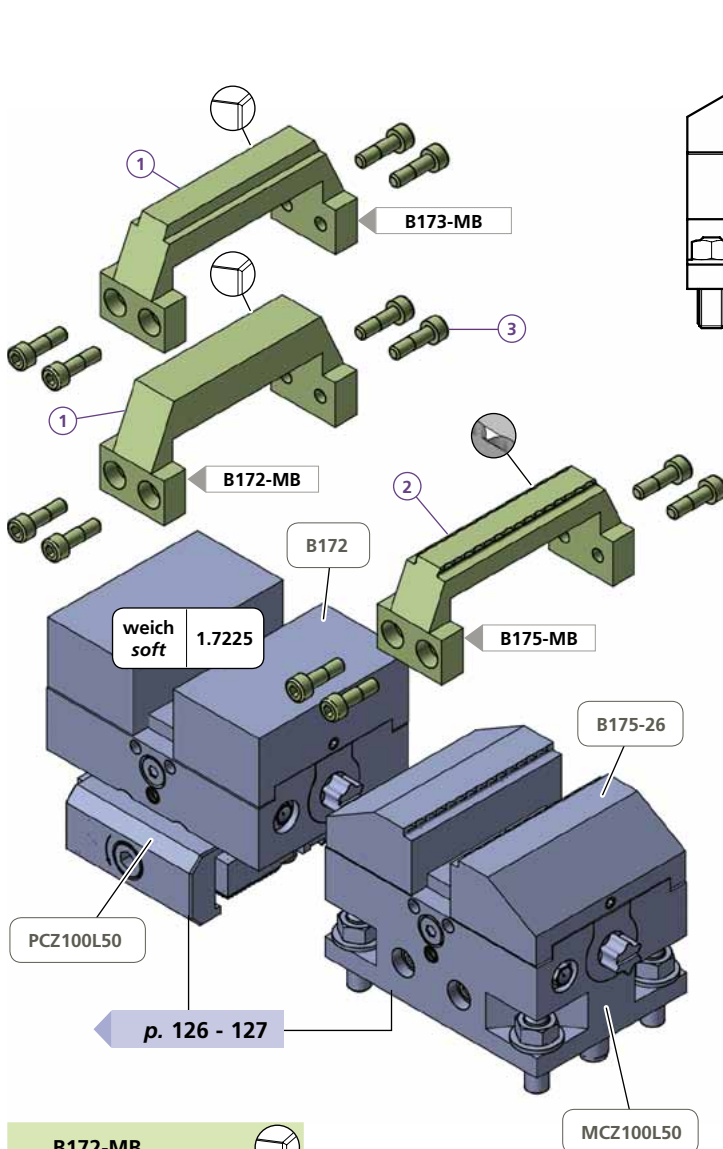
Die bewährten Zentrischspanner **PCZ100L50** und **MCZ100L50** sind nun auch als Doppelspanner erhältlich.

Im Doppelspanmodus können Bauteile im Spannbereich von 8 mm bis 43 mm mit den Standardbacken **B173-...** und **B175-...** gespannt werden.

Twice as clamping – twice as efficient

The proven self-centering vices **PCZ100L50** and **MCZ100L50** are now also available as dual clamping devices.

In the dual clamping mode, components can be clamped in the range from 8 mm to 43 mm with the standard jaws **B173-...** and **B175-...**



B172-MB	
1	1x TB190542
3	4x MS50
i	*
kg	~0,3

B173-MB	
1	1x TH160304
3	4x MS50
i	HV700x0,2
kg	~0,3

B175-MB	
2	1x TH160301
3	4x MS50
i	57HRC
kg	~0,3





Montageanleitung der Anschlagbrücke auf dem Mini-Zentrischspanner
Operating instructions for this pneumatic self centering vise

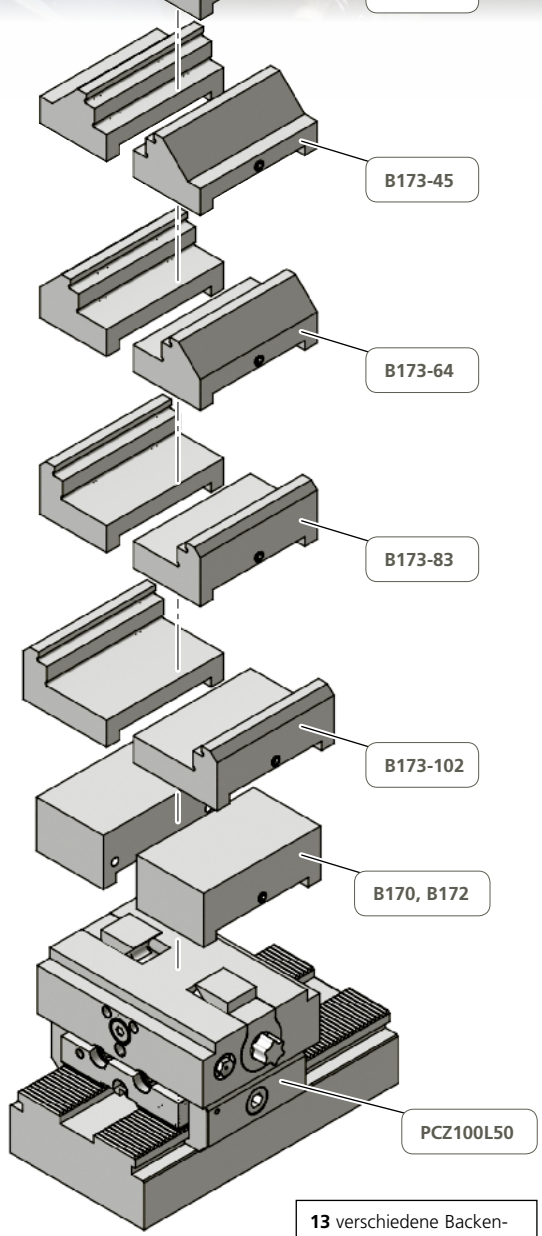
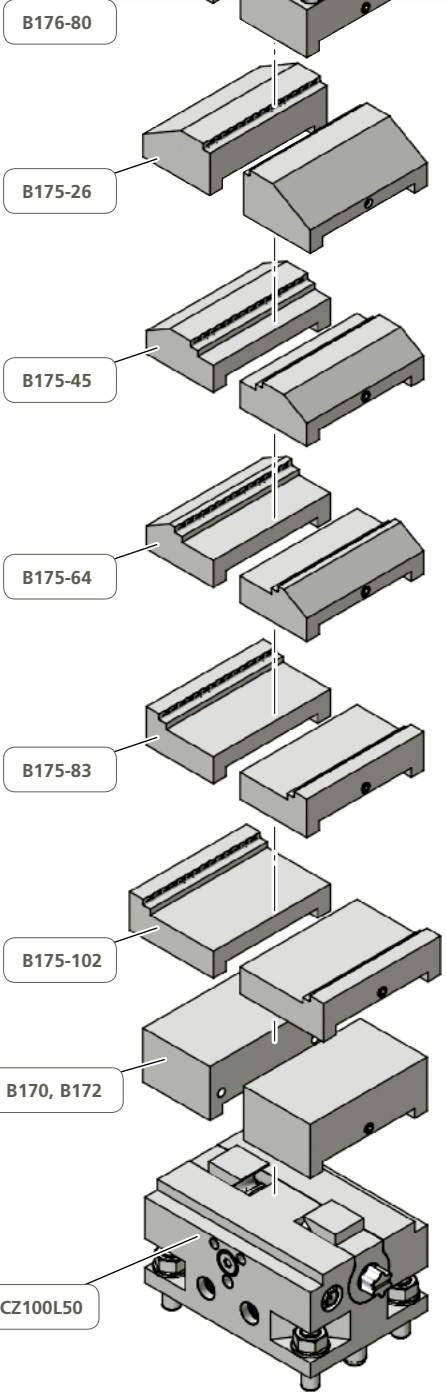
Bestellbeispiel / Ordering example: **B172-MB** & 1 x **PCZ100L50**

* = weich / soft (1.7225 Vergütungsstahl / Tempering steel)

Separat bestellen / Separate order



Spannstellen verdoppelt - 16 Werkstücke auf 4 Mini Zentrischspanner
Doubled clamping areas - 16 workpieces on 4 mini self centering vises



13 verschiedene Backen-varianten passend zu dieser Schnellwechsell-schnittstelle.
More than 13 different jaw modules to match this rapidly changing interface.



SPUTNIK II

Sputnik II


Ein einzigartig auf Modulbauweise ausgelegtes Spannkonzzept für den Einsatz der Zentrischspanner MCZ100L50.

Es können 4, 8 oder gar 12 Spanner, je nach Wunsch, eingesetzt werden. Das Ganze ist so modular wie ein «Lego»-Baukasten-System. Wieder stehen Prägebacken, weiche Backen und zusätzlich Stufen- und Universalbacken zur Verfügung. Sogar das Zentrum der einzelnen Spannstöcke kann eingestellt werden.

Sputnik II

A unique clamping concept with modular construction design for using the self-centering vice MCZ100L50.

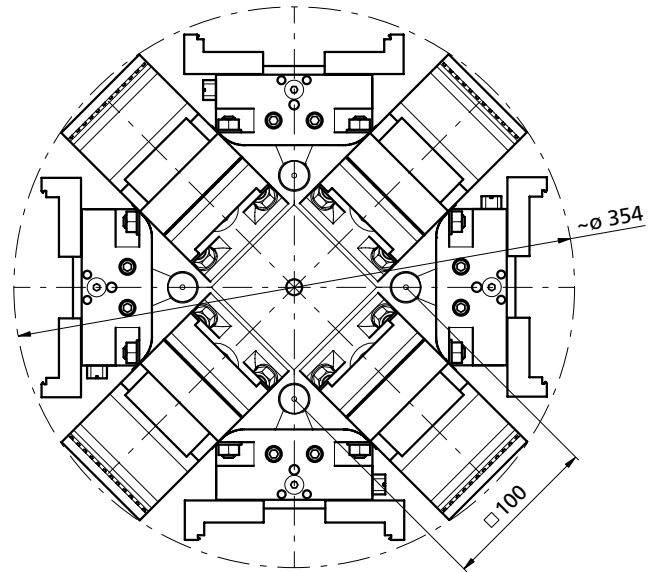
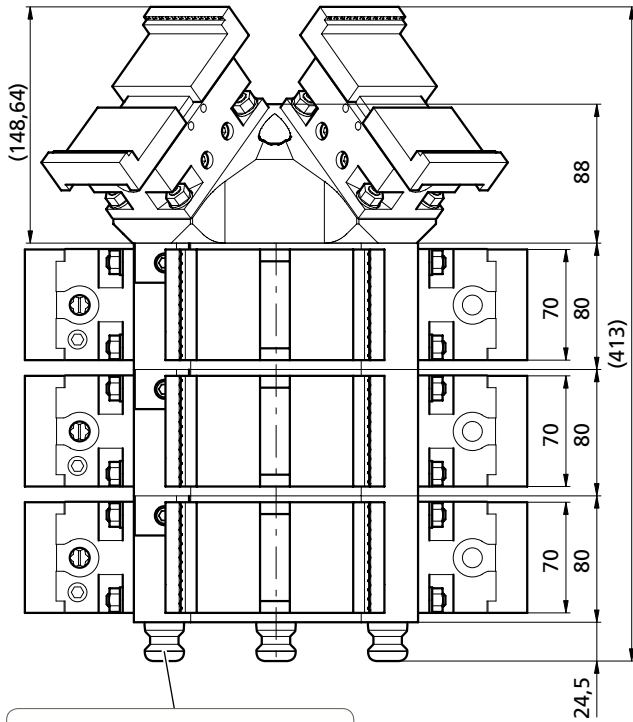
Four, eight or even twelve clamping vices can be used as needed. The whole system is modular like a «Lego» building kit. Again, stamping jaws, soft jaws and universal as well as stepped jaws are available. Even the centre of the individual vices can be adjusted.



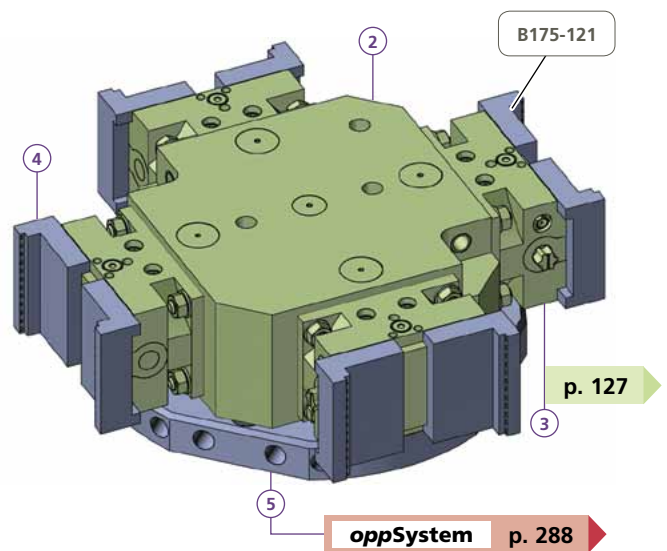
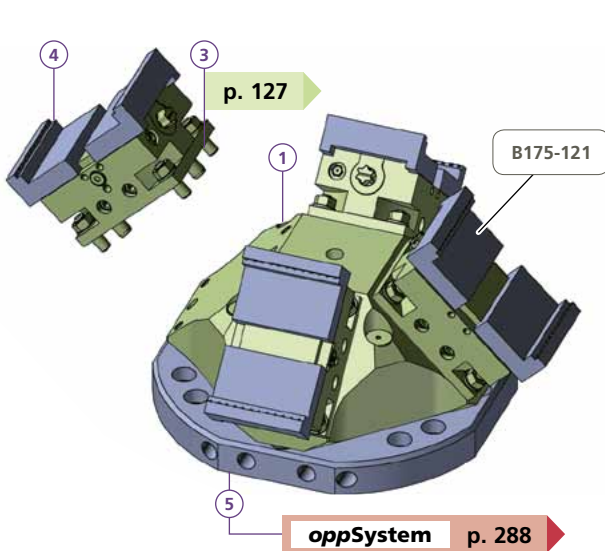
SPUTNIK II



SPUTNIK II



OPP-Schnittstelle Nullpunkt-System
OPP interface Zero-point system



5AXMCZ100-45-4	
1	1x TS160110
3	4x MCZ100L50
4	8x ————— p. 128 - 129
5	1x TB160379
kg	~26



Detailzeichnung zu dieser Schnittstelle
Detail drawing to interface

5AXMCZ100-90-4	
1	1x TS160111
3	4x MCZ100L50
4	8x ————— p. 128 - 129
5	1x TB160379
kg	~28,7



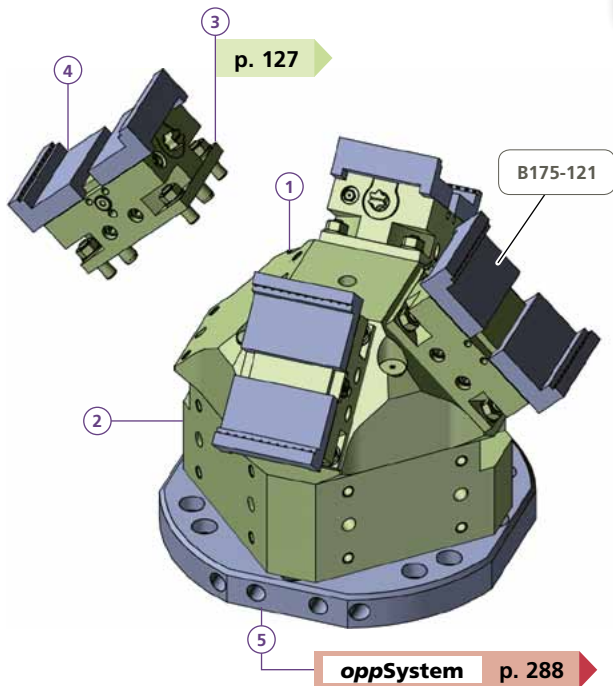
Detailzeichnung zu dieser Schnittstelle
Detail drawing to interface

Separat bestellen / Separate order

Bestellbeispiel / Ordering example : 1 x 5AXMCZ100-90-4 & 8 x B175-121



SPUTNIK II

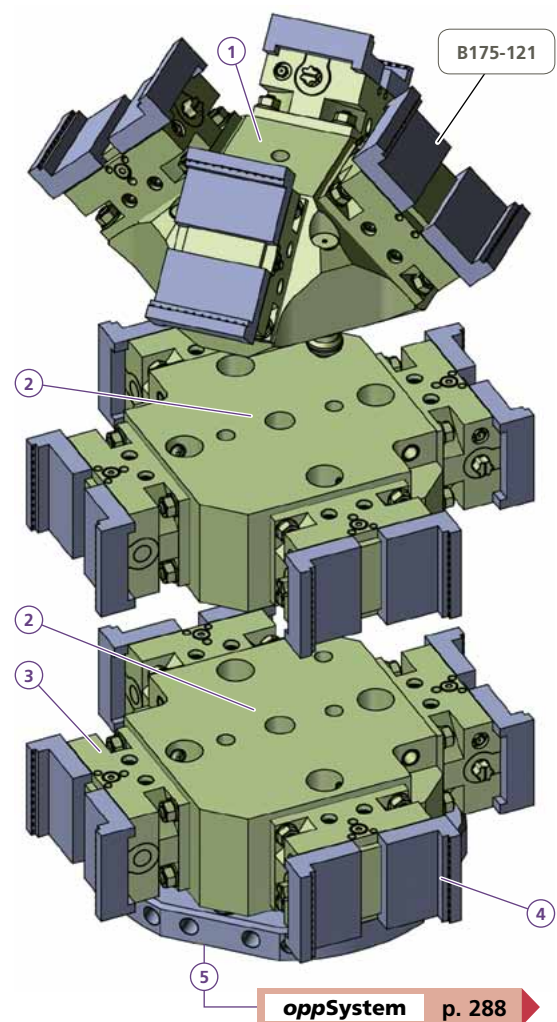


5AXMCZ100-45-4H

1	1x	TS160110
2	1x	TS160111
3	4x	MCZ100L50
4	8x	_____
5	1x	TB160379
kg		~41,2

Detailzeichnung zu dieser Schnittstelle
Detail drawing to interface

p. 128 - 129

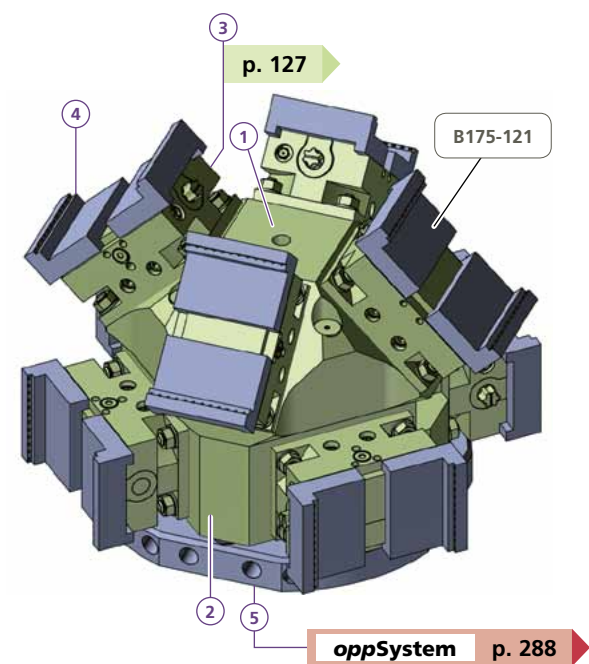


5AXMCZ100-45-12

1	2x	TS160110
2	1x	TS160111
3	12x	MCZ100L50
4	24x	_____
5	1x	TB160379
kg		~83,3

Detailzeichnung zu dieser Schnittstelle
Detail drawing to interface

p. 128 - 129



5AXMCZ100-45-8

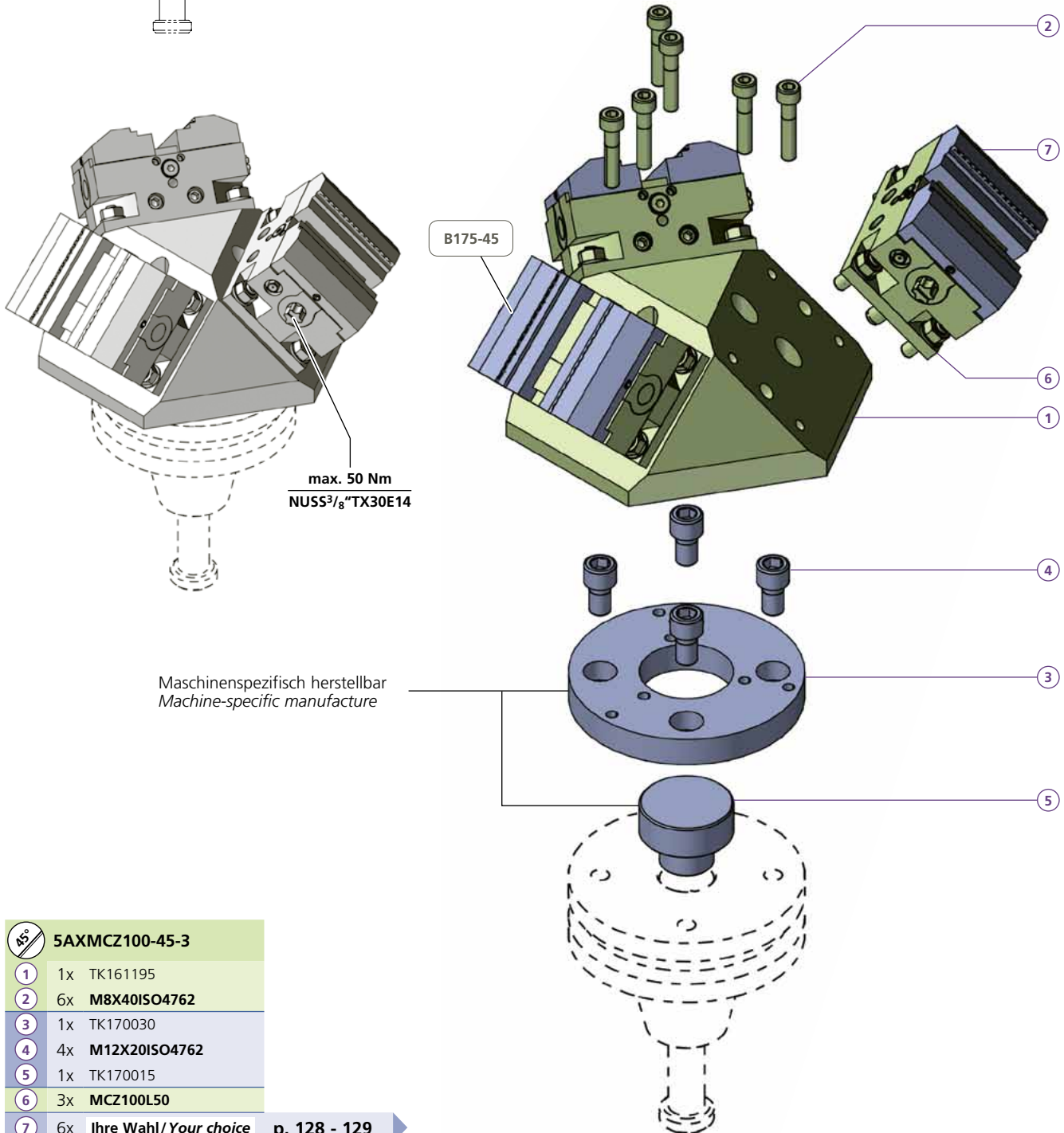
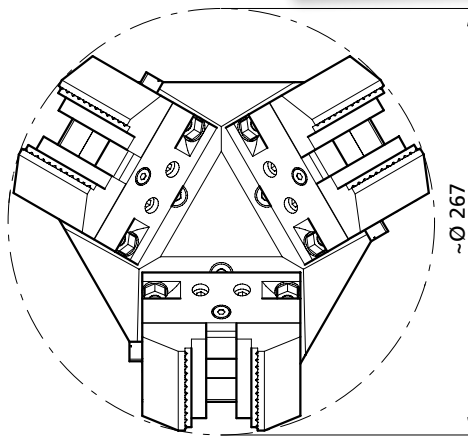
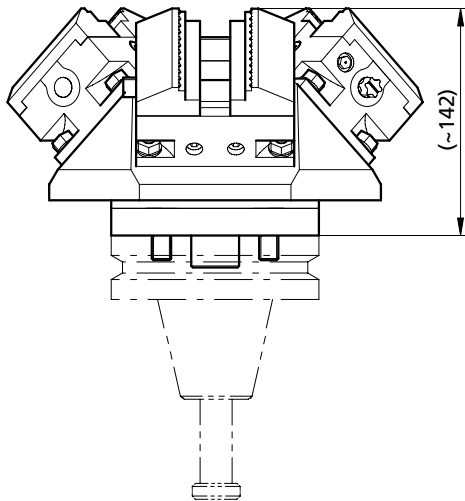
1	1x	TS160110
2	1x	TS160111
3	8x	MCZ100L50
4	16x	_____
5	1x	TB160379
kg		~54,6

Detailzeichnung zu dieser Schnittstelle
Detail drawing to interface

p. 128 - 129

Bestellbeispiel / Ordering example: 1 x 5AXMCZ100-45-8 & 16 x B175-121

Separat bestellen / Separate order



Maschinenspezifisch herstellbar
Machine-specific manufacture

	5AXMCZ100-45-3
1	1x TK161195
2	6x M8X40ISO4762
3	1x TK170030
4	4x M12X20ISO4762
5	1x TK170015
6	3x MCZ100L50
7	6x Ihre Wahl / Your choice
kg	~27

p. 128 - 129

Bestellbeispiel / Ordering example:

1 x 5AXMCZ100-45-3 & 6 x B175-45 & 1 x TK170030A & 4 x TN100291 & 1 x TK170015A

Separat bestellen / Separate order



Durchgehend modular!

Clevere Zentrischspanner passen sich der Maschine, den Werkstücken und den Anforderungen an.

Constant modular!

Clever self centering vise adapt to the machine, the workpiece and the requirements.

X

Spannkrafterhaltung und Nachfederung

Spring loaded mechanism to maintain clamping force

M

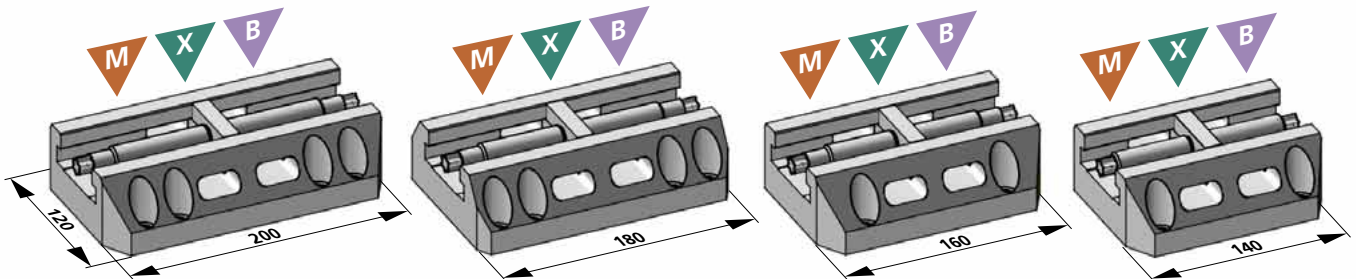
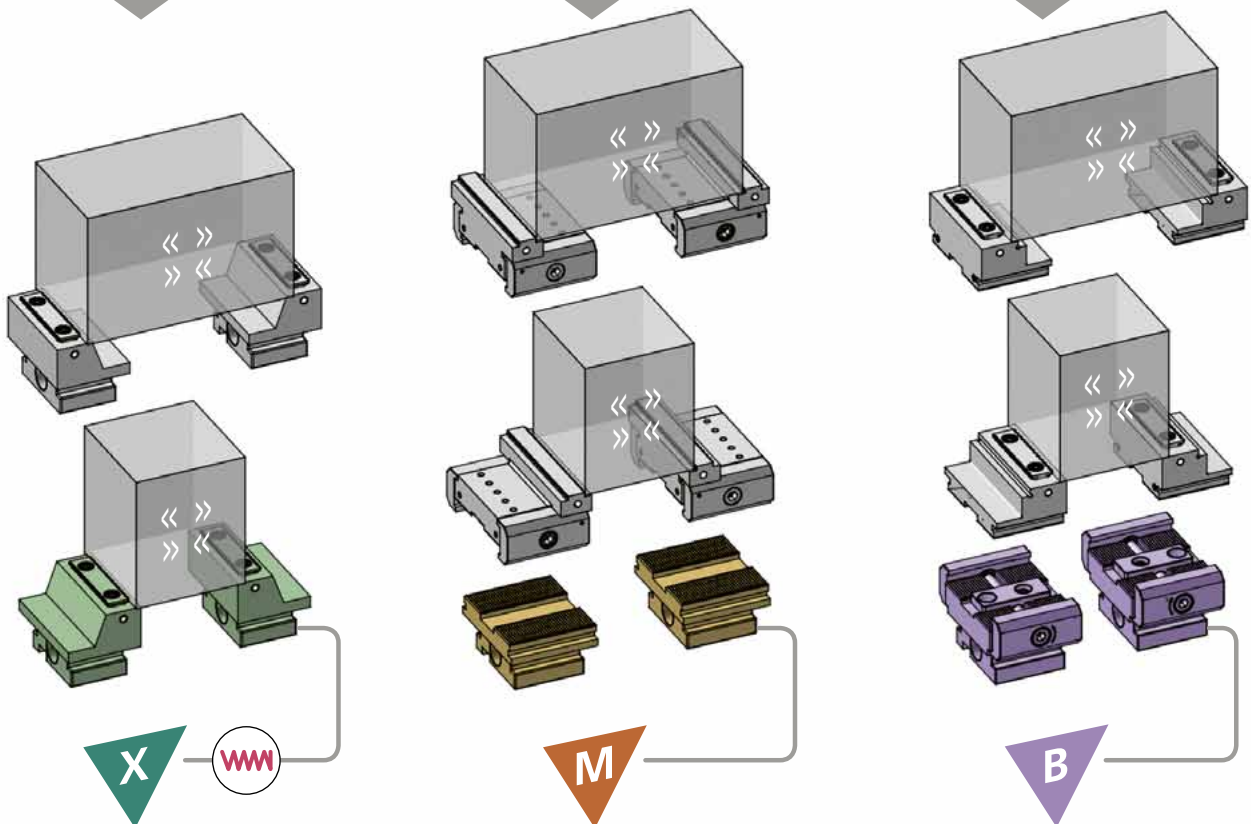
Mehr als **69** verschiedene Backenvarianten passend zu dieser Schnellwechelschnittstelle.

More than 69 different jaw modules to match this rapidly changing interface.

B

Mehr als **8** verschiedene Backenvarianten passend zu dieser Schnellwechelschnittstelle.

More than 8 different jaw modules to match this rapidly changing interface.



Bestellnummer Order number	kg
ZS X 200L50UPRG	~8,8
ZS X 180L50UPRG	~8,1
ZS X 160L50UPRG	~7,7
ZS X 140L50UPRG	~7,1

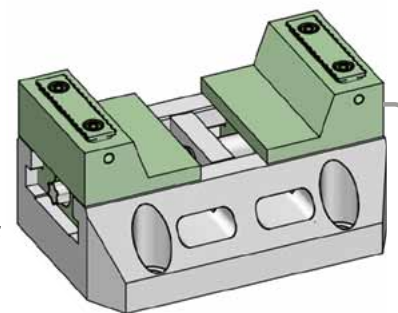
Bestellnummer Order number	kg
ZS M 200L50UPRG	~7,4
ZS M 180L50UPRG	~6,9
ZS M 160L50UPRG	~6,4
ZS M 140L50UPRG	~5,7

Bestellnummer Order number	kg
ZS B 200L50UPRG	~8,4
ZS B 180L50UPRG	~7,9
ZS B 160L50UPRG	~7,4
ZS B 140L50UPRG	~6,7



Zentrischspanner mit Spannkrafterhaltung und Direkt-Prägebacken

- ✓ für die erste Aufspannung mittels Direkt-Prägebacken ab 3 mm
- ✓ Einzigartiges integriertes Federpaket
- ✓ Beste Zugangs-Möglichkeit
- ✓ für OP10 und OP20 ausgelegt
- ✓ Bestens geeignet für 5-Achsen Maschinen mit kleinerem Tisch
- ✓ Bestens geeignet für den Einsatz auf Rundtischen

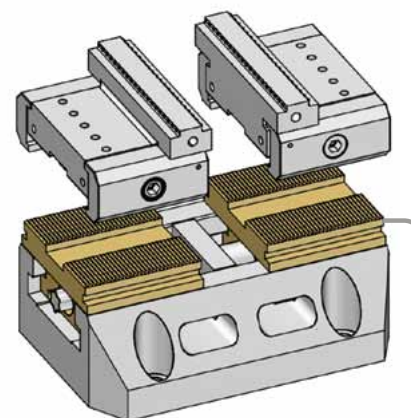


Self-centering vise with spring loaded mechanism and direct stamping jaws

- ✓ for the first clamping using direct stamping jaws from 3 mm
- ✓ Unique integrated spring package
- ✓ Best access option
- ✓ Designed for OP10 and OP20
- ✓ Ideally suited for 5-axis machines with smaller tables
- ✓ Ideally suited for use on rotary tables

Zentrischspanner für den Einsatz mit Power Clamp Modulen

- ✓ Höchste Modularität, alle Power Clamp Module können eingesetzt werden
- ✓ Schneller Backenwechsel (eine Schraube lösen und Modul nach oben abheben)
- ✓ Backen von 19 bis 150 mm
- ✓ weiche Backen
- ✓ Direktprägebacken und Bearbeitung ab 3 mm

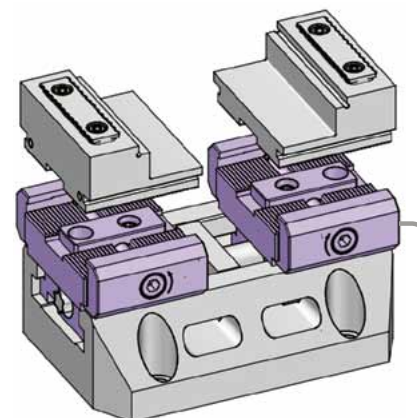


Self-centering vice for use with Power Clamp modules

- ✓ Highest modularity, all Power Clamp modules can be used
- ✓ Quick jaw change (loosen one screw and lift the module up)
- ✓ Jaws from 19 to 150 mm
- ✓ soft jaws
- ✓ Direct stamping jaws, machining from 3 mm

Zentrischspanner für den Einsatz von Schnellwechselbacken

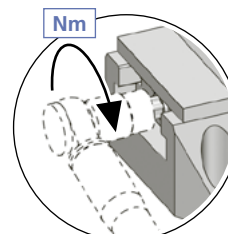
- ✓ Hohe Backenvielfalt
- ✓ Weiche Backen zum selbst bearbeiten
- ✓ Direktprägebacken für OP10
- ✓ Schneller Backenwechsel (eine Schraube lösen, Backe nach oben abheben)
- ✓ Die Seitenbacken sind an den Schlitten montiert und müssen nicht jedes Mal mit den Backen gekauft werden



Self-centering vice for the use of quick-change jaws


- ✓ Great variety of jaws
- ✓ Soft jaws for individual machining
- ✓ Direct stamping jaws for OP10
- ✓ Quick jaw change (loosen one screw and lift the jaw up)
- ✓ The side clamps are integrated in the moving slides and must not be ordered with the jaws each time

Drehmoment Torque		Spannkraft Workholding force			Gut zu Wissen Good to know
Nm	(lb-ft)	~daN	~(lb)	~t	
10	7,4	= 200	440	0,2	Diese Spannkraften werden für den Dauerbetrieb empfohlen! These clamping forces are recommended for continuous operation!
20	14,8	= 500	1'102	0,5	
30	22,2	= 1'000	2'204	1,0	
40	29,6	= 1'300	2'866	1,3	
50	37,0	= 1'600	3'527	1,6	
60	44,4	= 1'800	3'968	1,8	Für kurzfristige Anwendung For short-term application
70	51,8	= 2'100	4'629	2,1	





ZSM200L50 & PAND94-49PRG-A1





Direkt-Prägebacken

Bei knapp gespannten Werkstücken, speziell in weichen Materialien, wie Alu und Rostfrei aber auch in praktisch allen anderen Materialien, besteht das Problem, dass sich die Werkstücke freiwiegeln! Dies vor allem bei weit auskragenden Werkstücken bei der 5-Achsen Bearbeitung, selbst wenn vorgeprägt wird.

Triag International hat deshalb einen nachfedernden Zentrisch Spannstock entwickelt, welcher ein Freiwiegeln der Werkstücke mittels Nachfederung verhindert.

Bei diesem patentiertem System wird mittels Tellerfedern eine Backe des Zentrischspannstockes nachgeschoben. So wird der Spanndruck aufrechtgehalten. Die Einspanntiefe ist im Normalfall 3 mm, kann aber verstellt werden von ca. 1,8 bis 6 mm. Das Werkstück kann sich so praktisch nicht freiwiegeln.

Das heisst, man hat durchwegs die gleichen Bedingungen und das Werkstück hat während der Bearbeitung weniger Vibrationen und bewegt sich nicht. Oberfläche und Genauigkeit verbessern sich und sind konstanter.

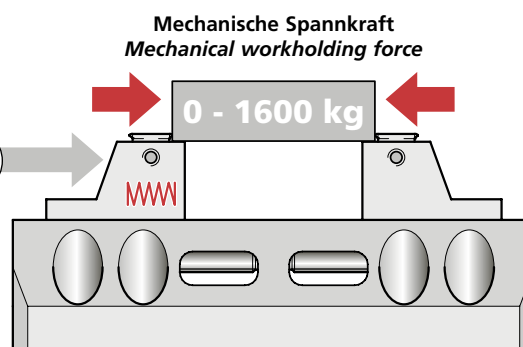
Direct spring loaded stamping jaws

This patented self centering vise is unique, as it can be used for direct stamping the blanks. It is different to others as the teeth bite into the raw material and even under vibrations, one of the two jaws will continuously move forward. This will hold the workpiece with the same force and strength as in the beginning.

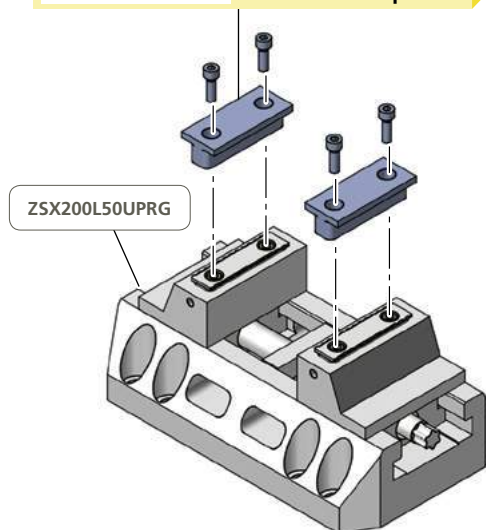
The problem in the past was that the other systems in the market were getting loose during heavy machining and accuracy was difficult to achieve.

Especially in soft materials such as alu and soft steels it has a great performance. Usually the workpiece is clamped only 3 mm but this hight can be changed from 1,8 to 6 mm if necessary.

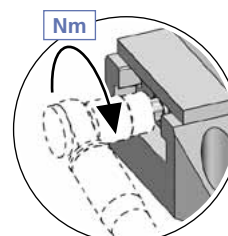
Spannkrafterhaltung und Nachfederung
Spring loaded mechanism to maintain clamping force

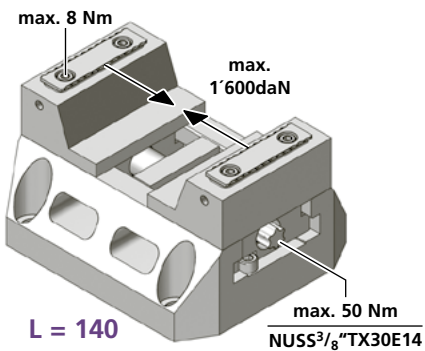
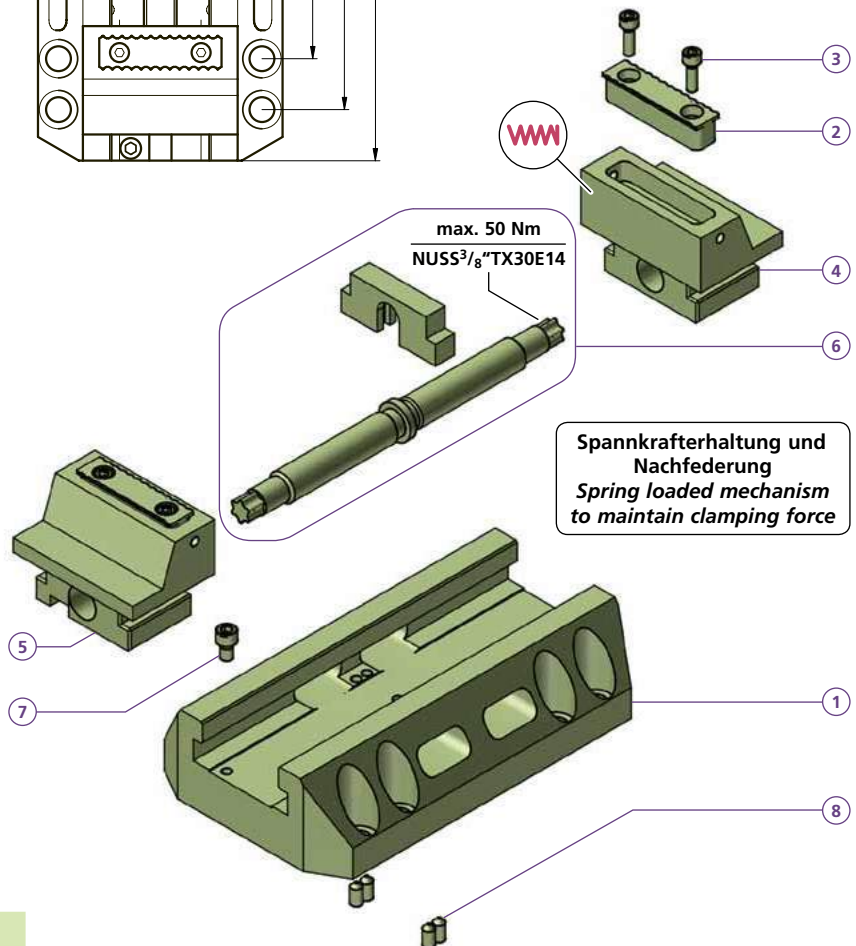
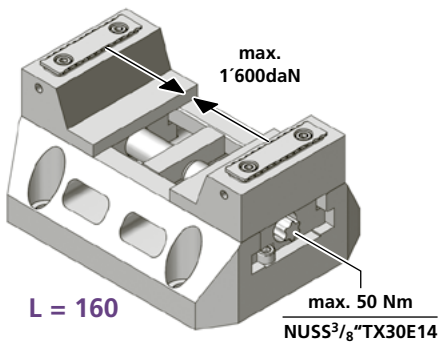
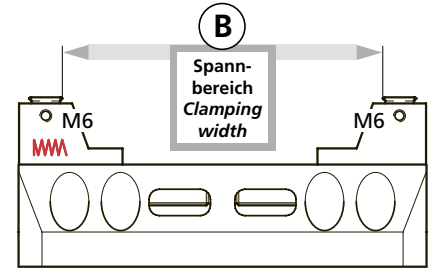
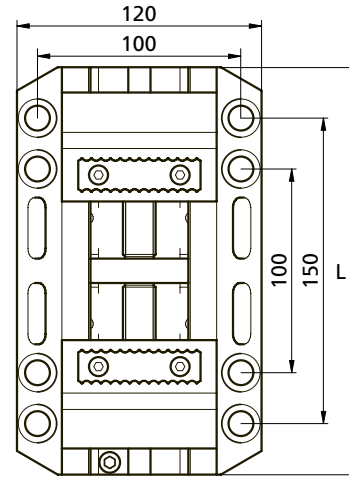
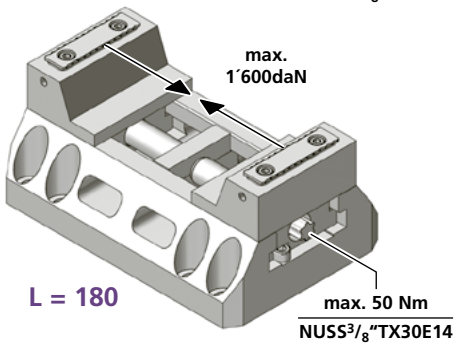
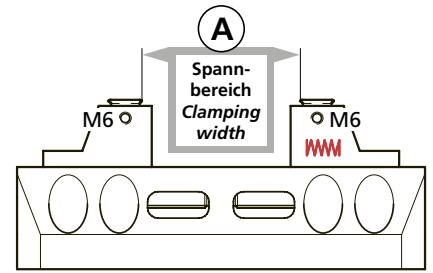
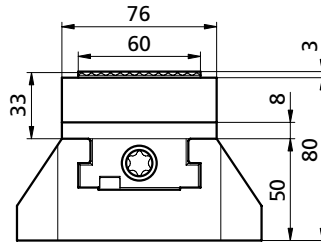
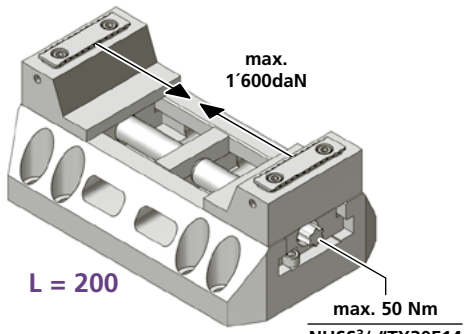


MANF58-14W25 **microCLAMP** p. 176



Drehmoment Torque		Spannkraft Workholding force			Gut zu Wissen Good to know
Nm	(lb-ft)	~daN	~(lb)	~t	
10	7,4	= 200	440	0,2	Diese Spannkräfte werden für den Dauerbetrieb empfohlen! <i>These clamping forces are recommended for continuous operation!</i>
20	14,8	= 500	1'102	0,5	
30	22,2	= 1'000	2'204	1,0	
40	29,6	= 1'300	2'866	1,3	
50	37,0	= 1'600	3'527	1,6	
60	44,4	= 1'800	3'968	1,8	Für kurzfristige Anwendung <i>For short-term application</i>
70	51,8	= 2'100	4'629	2,1	





ZSX200L50UPRG	
1	1x TK150025
2	2x MAND58-14PRG
3	4x M5X16ISO4762
4	1x ZB150786
5	1x ZB150787
6	1x PCS16TR200SET
7	1x M6X10ISO4762
8	4x M6X16DIN914
L = 200	
A	10 – 124 mm
B	62 – 178 mm
kg	~8,8

ZSX180L50UPRG	
1	1x TK150523
6	1x PCS16TR180SET
L = 180	
A	10 – 104 mm
B	62 – 158 mm
kg	~8,1

ZSX160L50UPRG	
1	1x TK150522
6	1x PCS16TR160SET
L = 160	
A	10 – 84 mm
B	62 – 138 mm
kg	~7,7

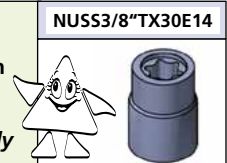
ZSX140L50UPRG	
1	1x TK150521
6	1x PCS16TR140SET
L = 140	
A	10 – 64 mm
B	62 – 118 mm
kg	~7,1

Drehmoment und Spannkraft siehe Seite
Torque and clamping force see page

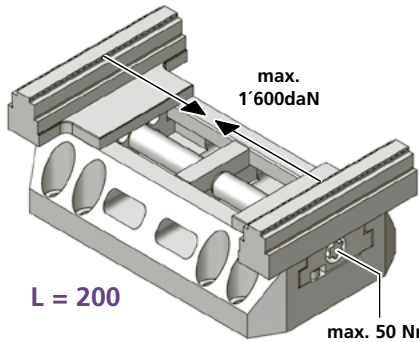
140

WICHTIG!
Bitte separat bestellen

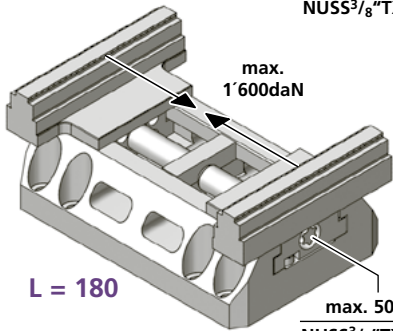
IMPORTANT!
Please order separately



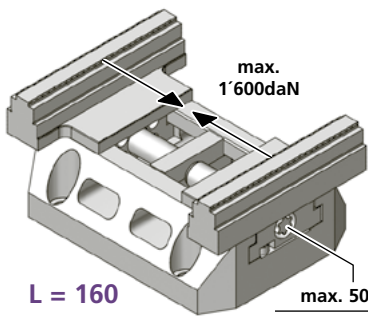
Bestellbeispiel / Ordering example:
3 x ZSX200L50UPRG & 1 x NUSS^{3/8}"TX30E14



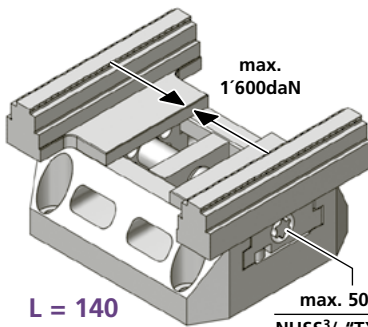
max. 50 Nm
NUSS3/8"TX30E14



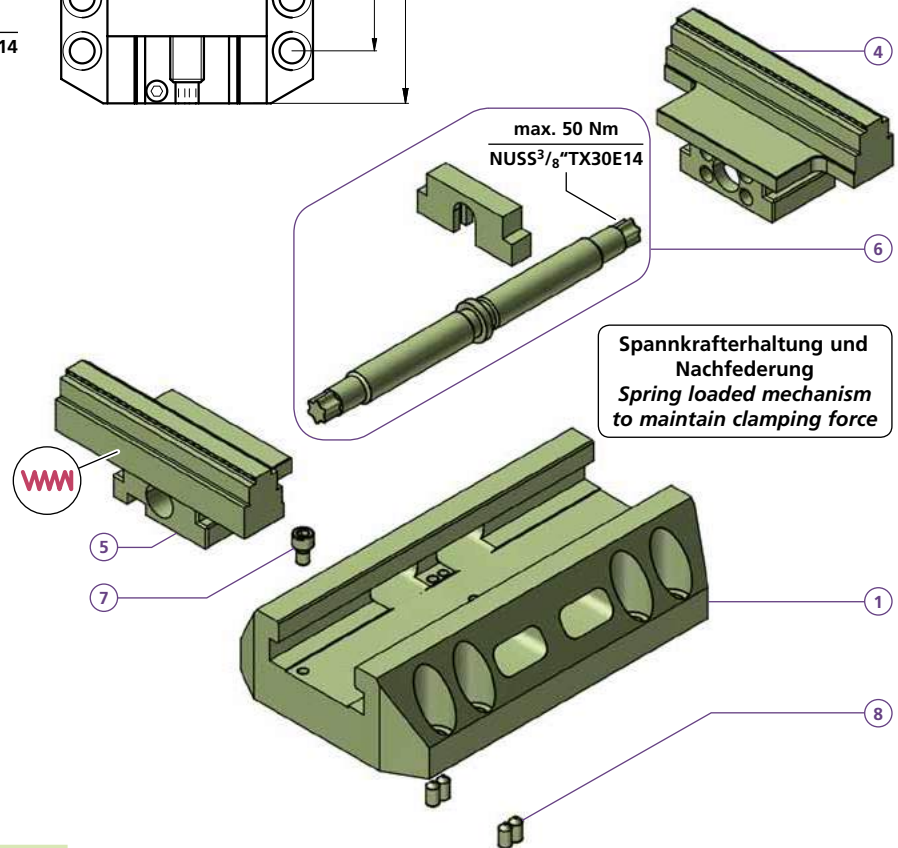
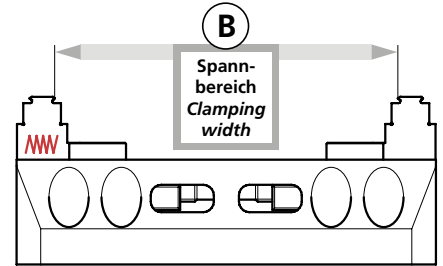
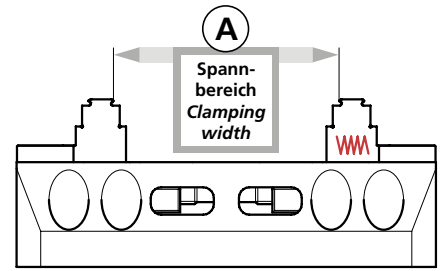
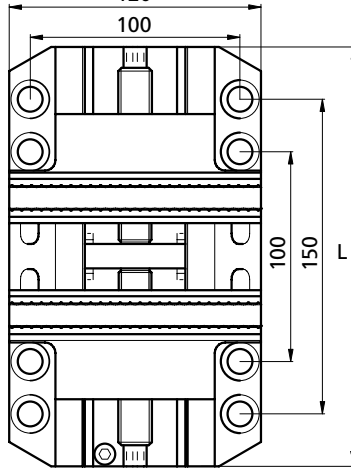
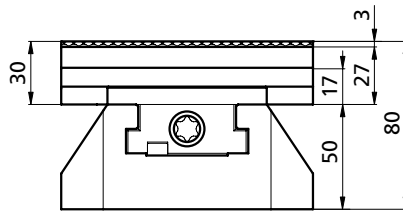
max. 50 Nm
NUSS3/8"TX30E14



max. 50 Nm
NUSS3/8"TX30E14



max. 50 Nm
NUSS3/8"TX30E14



ZSX200L50PRG120	
1	1x TK150025
4	1x TB170051
5	1x ZB170050
6	1x PCS16TR200SET
7	1x M6X10ISO4762
8	4x M6X16DIN914
L	= 200
A	14 – 130 mm
B	70 – 186 mm
kg	~7,7

ZSX180L50PRG120	
1	1x TK150523
6	1x PCS16TR180SET
L	= 180
A	14 – 110 mm
B	70 – 166 mm
kg	~7,2

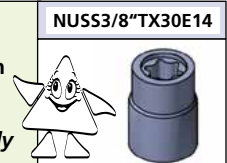
ZSX160L50PRG120	
1	1x TK150522
6	1x PCS16TR160SET
L	= 160
A	14 – 90 mm
B	70 – 146 mm
kg	~6,6

ZSX140L50PRG120	
1	1x TK150521
6	1x PCS16TR140SET
L	= 140
A	14 – 70 mm
B	70 – 126 mm
kg	~6,0

Drehmoment und Spannkraft siehe Seite
Torque and clamping force see page

140

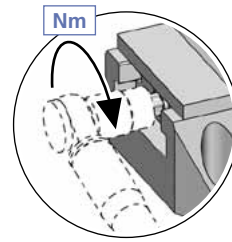
WICHTIG!
Bitte separat bestellen
IMPORTANT!
Please order separately



Bestellbeispiel / Ordering example:
3 x ZSX200L50PRG120 & 1 x NUSS3/8"TX30E14



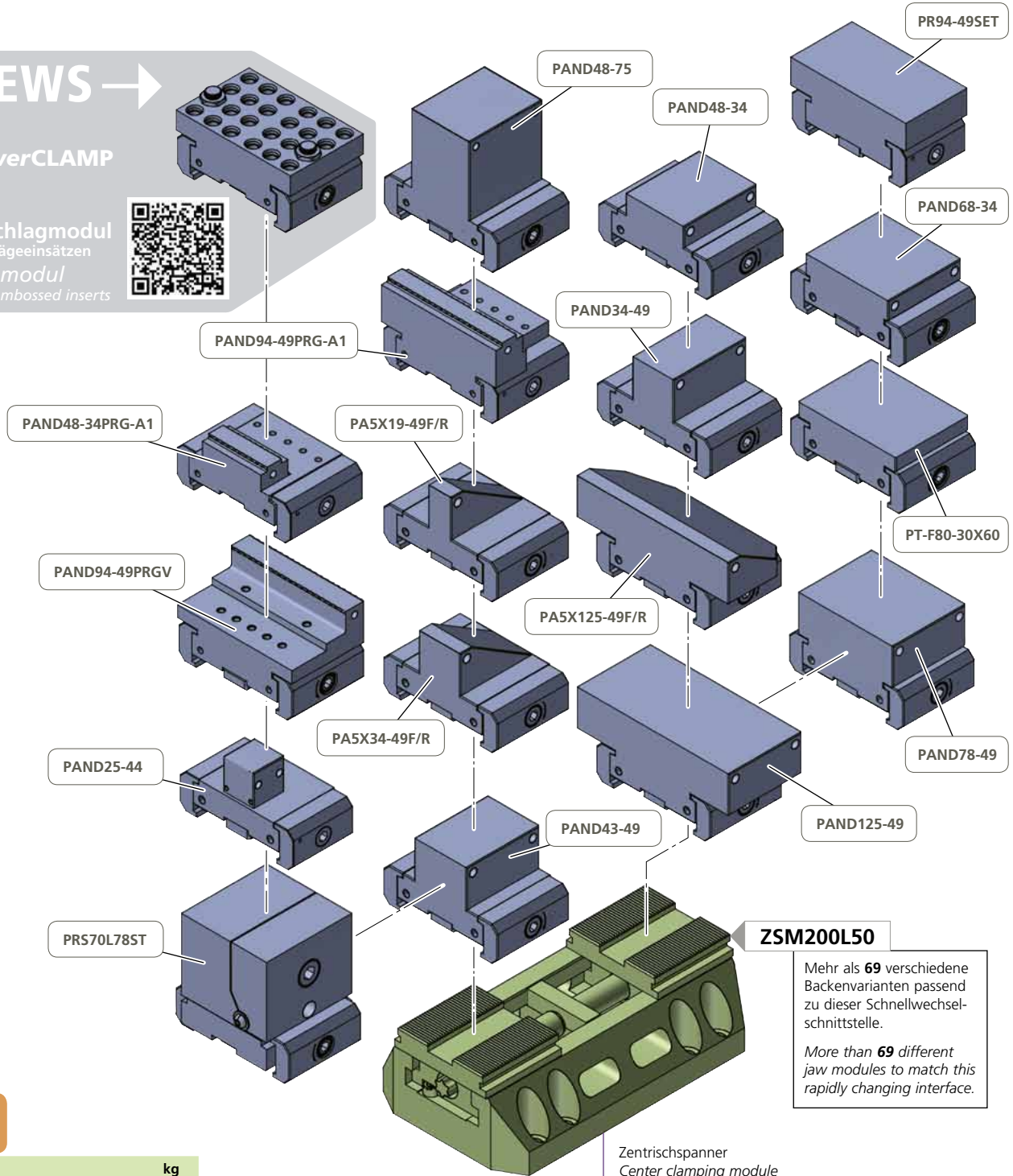
Drehmoment Torque		Spannkraft Workholding force			Gut zu Wissen Good to know
Nm	(lb-ft)	~daN	~(lb)	~t	
10	7,4	= 200	440	0,2	Diese Spannkraften werden für den Dauerbetrieb empfohlen! <i>These clamping forces are recommended for continuous operation!</i>
20	14,8	= 500	1'102	0,5	
30	22,2	= 1'000	2'204	1,0	
40	29,6	= 1'300	2'866	1,3	
50	37,0	= 1'600	3'527	1,6	
60	44,4	= 1'800	3'968	1,8	Für kurzfristige Anwendung <i>For short-term application</i>
70	51,8	= 2'100	4'629	2,1	



NEWS →

PowerCLAMP

Anschlagmodul mit Prägeeinsätzen
End modul with embossed inserts



ZSM200L50

Mehr als 69 verschiedene Backenvarianten passend zu dieser Schnellwechelschnittstelle.

More than 69 different jaw modules to match this rapidly changing interface.

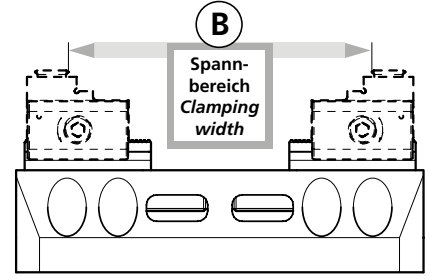
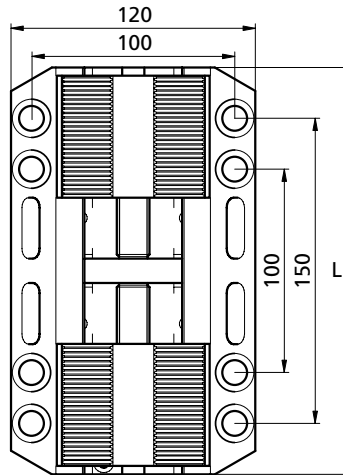
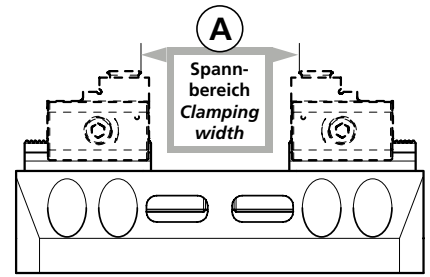
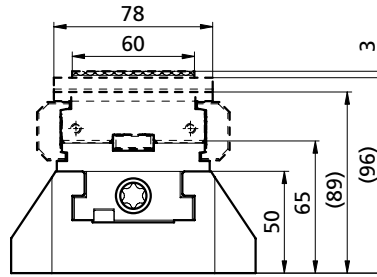
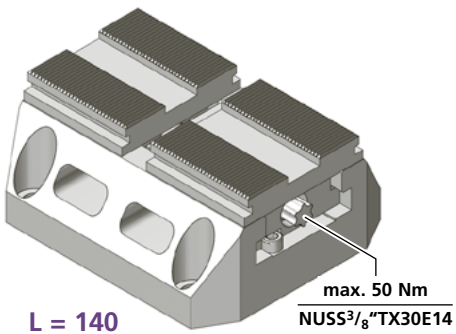
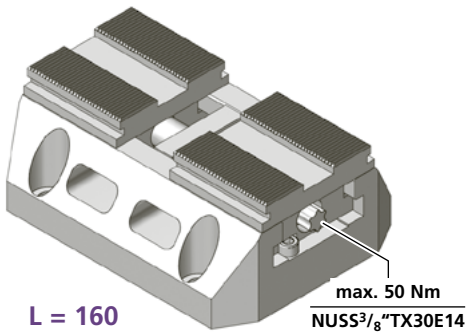
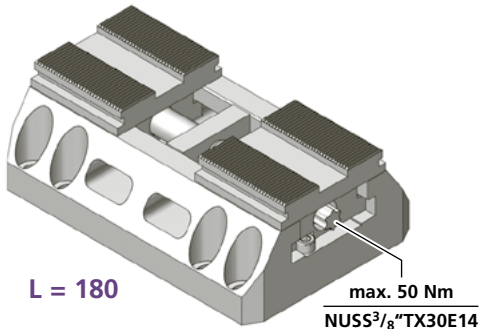
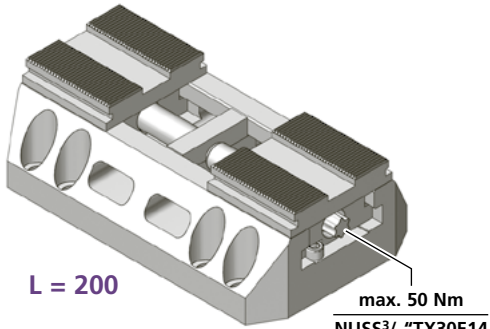
Zentrischspanner
Center clamping module



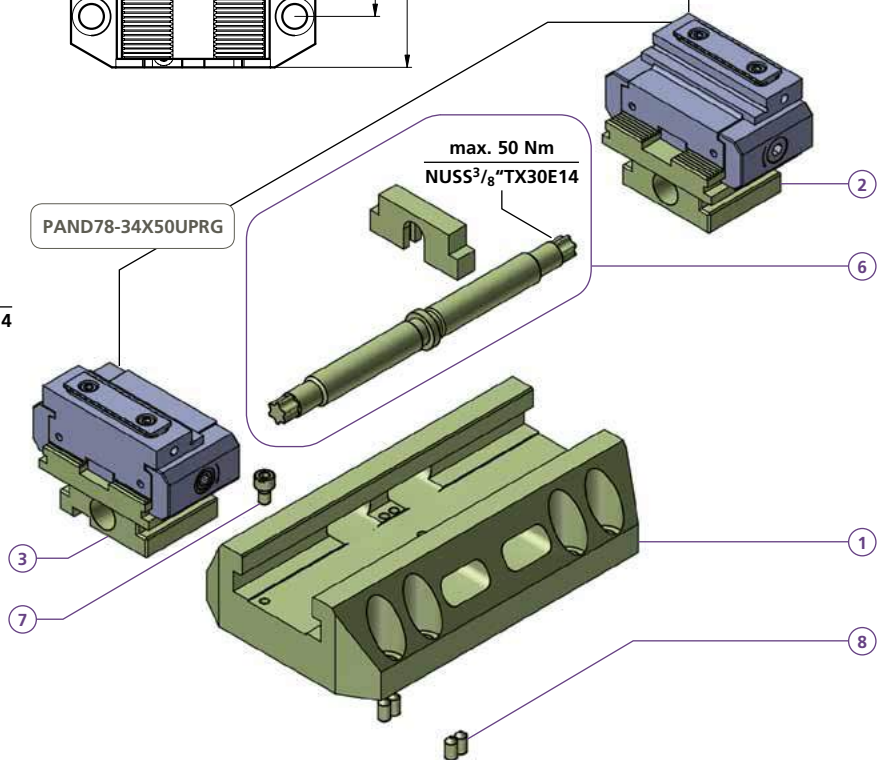
	kg
1 ZSM200L50	~5,6
ZSM180L50	~5,0
ZSM160L50	~4,5
ZSM140L50	~4,0
2x	

powerCLAMP p. 85 - 96

Bestellbeispiel / Ordering example: 1 x ZSM200L50 & 2 x PAND94-49PRG-A1



PAND78-34UPRG powerCLAMP p. 92



ZSM200L50	
1	1x TK150025
2	1x TB150092
3	1x TB150091
6	1x PCS16TR200SET
7	1x M6X10ISO4762
8	4x M6X16DIN914
L	= 200
A	10 – 124 mm
B	60 – 175 mm
kg	~7,4

ZSM180L50	
1	1x TK150523
6	1x PCS16TR180SET
L	= 180
A	10 – 104 mm
B	60 – 155 mm
kg	~6,9

ZSM160L50	
1	1x TK150522
6	1x PCS16TR160SET
L	= 160
A	10 – 84 mm
B	60 – 135 mm
kg	~6,4

ZSM140L50	
1	1x TK150521
6	1x PCS16TR140SET
L	= 140
A	10 – 64 mm
B	60 – 115 mm
kg	~5,7

Drehmoment und Spannkraft siehe Seite 143
Torque and clamping force see page 143

WICHTIG!
Bitte separat bestellen

IMPORTANT!
Please order separately

NUS3/8"TX30E14

Bestellbeispiel / Ordering example:
3 x ZSM200L50 & 6 x (PAND78-34X50UPRG)
& 1 x NUS3/8"TX30E14

**Seitlich verstellbarer Zentrischspannstock**

Passend auf alle Power Clamp Basisschienen können mehrere dieser Zentrischspanner, seitlich aneinander gereiht, lange Werkstücke spannen und sind dabei flexibel in 2 mm Schritten seitlich verschiebbar.

Auch können diese für Mehrfachspannung genutzt werden und mehrere Einzelteile an fixen Punkten gespannt werden.


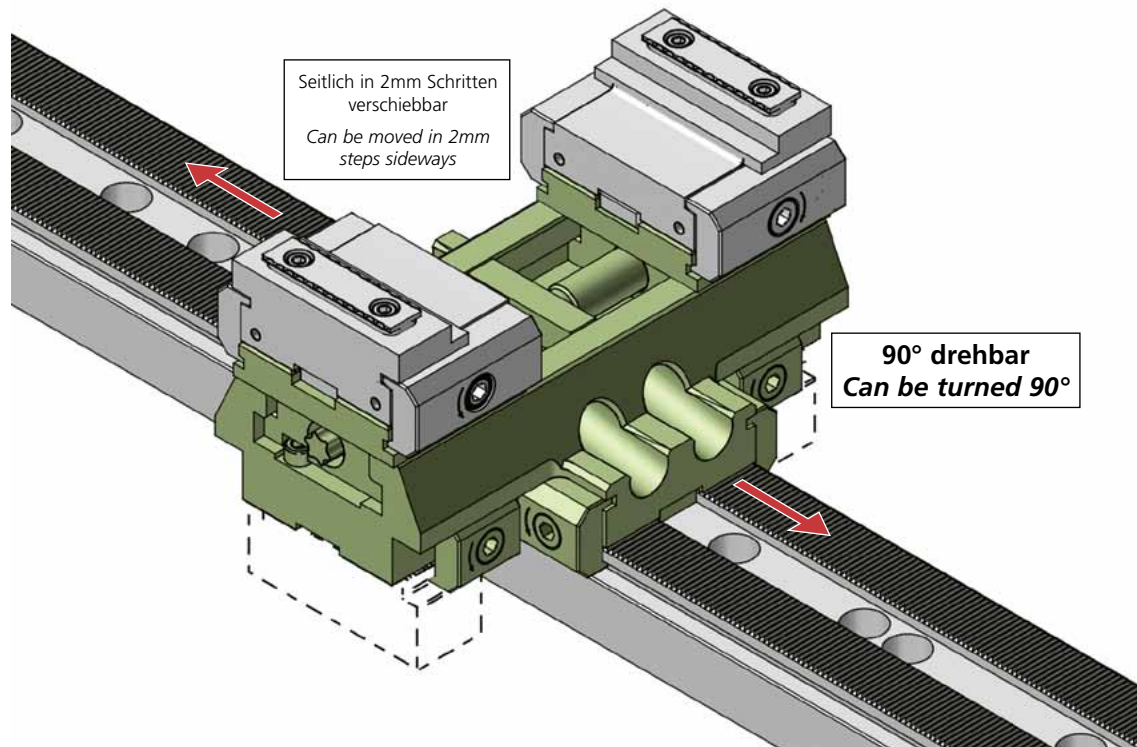
Einsatzgebiet für lange Profile, Stangen und Bleche aber auch Mehrfachspannung von fast allen Materialien.

Laterally adjustable centric vise

Fitting all Power Clamp basic rails, several of these self-centering vices can, arranged laterally in rows, clamp long work pieces and can hereby be flexibly shifted sideways in 2 mm steps.

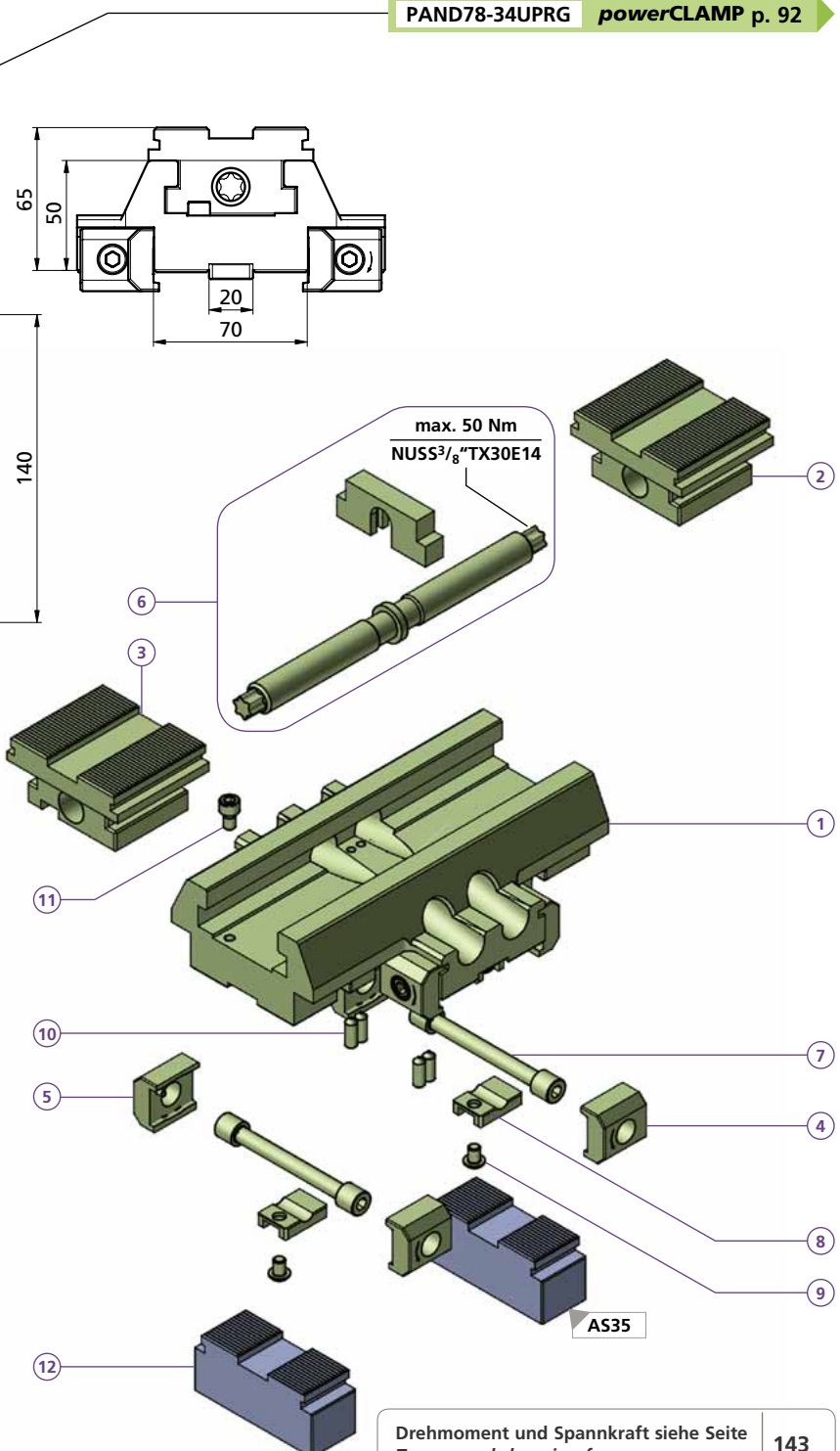
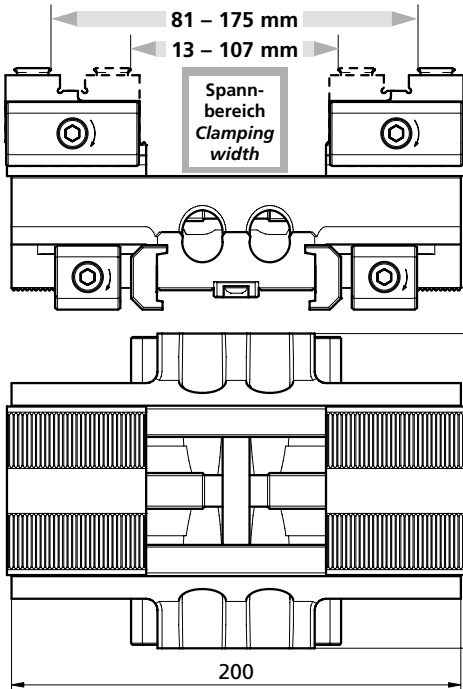
They can also be used for multi clamping and several individual parts clamped at fixed points.

The field of application for long sections, rods and sheets but also multi clamping of almost all materials.

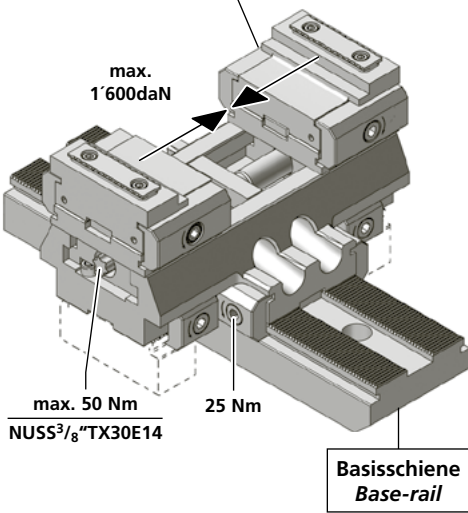




PAND78-34UPRG powerCLAMP p. 92



Mehr als 69 verschiedene Backenvarianten passend zu dieser Schnellwechselschnittstelle.
More than of 69 different jaw modules to match this rapidly changing interface.



Basisschiene
Base-rail

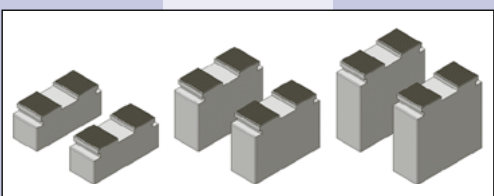
ZSM170L65GH200PCB

- 1 1x TB140566
- 2 1x TB150092
- 3 1x TB150091
- 4 4x PCSP30L
- 5 4x PCSP30R
- 6 1x PCS16TR200SET
- 7 4x PCS14
- 8 4x PCGU2030
- 9 4x M6X8ISO7380
- 10 4x M6X16DIN914
- 11 1x M6X10ISO4762
- 12 2x

kg ~8,6

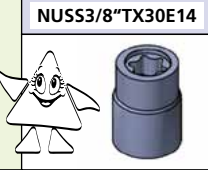
Schienenhöhe / Rail height

AS35 (H = 35)	AS60 (H = 60)	AS80 (H = 80)
------------------	------------------	------------------



Drehmoment und Spannkraft siehe Seite 143
Torque and clamping force see page 143

WICHTIG!
Bitte separat bestellen
IMPORTANT!
Please order separately

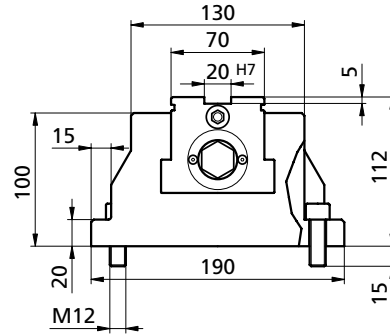
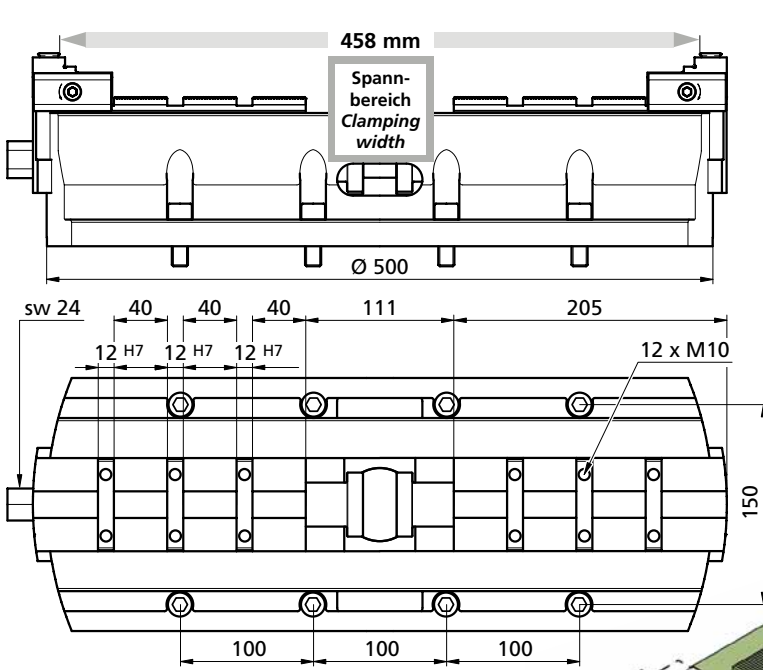


Seitliche Stützen
Bei Gebrauch dieses Zentrischspanners, werden je nach Höhe der Basisschiene auf dessen sie aufgesetzt wird, zwei seitliche Stützen AS35 / AS60 / AS80 unterlegt.

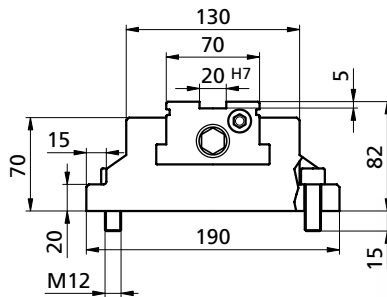
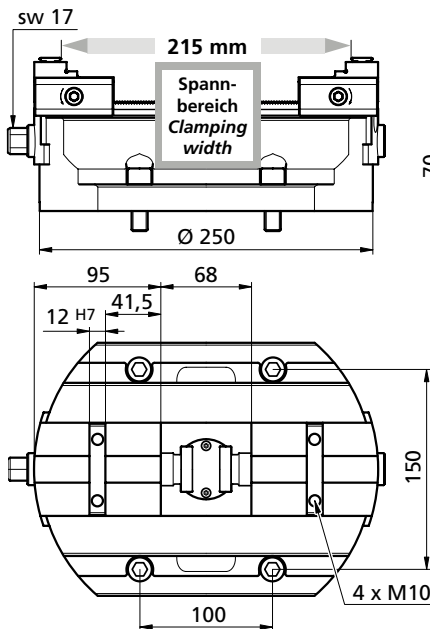
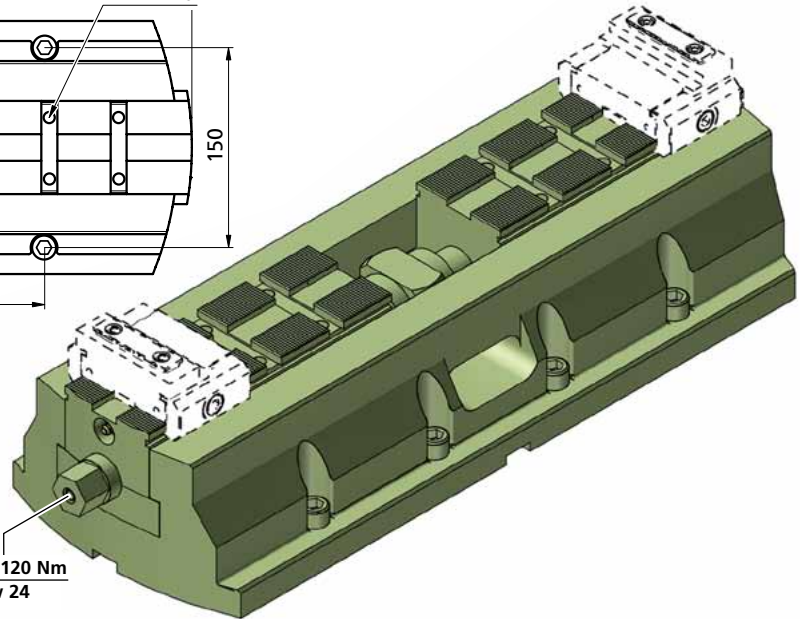
Side support
When using this self centering vise, a side support AS35 / AS60 / AS80 is underlaid, depending on the height of the base rail on which it is placed.

Bestellbeispiel / Ordering example: 2 x ZSM170L65GH200PCB & 4 x AS35 & 1 x NUSS3/8"TX30E14

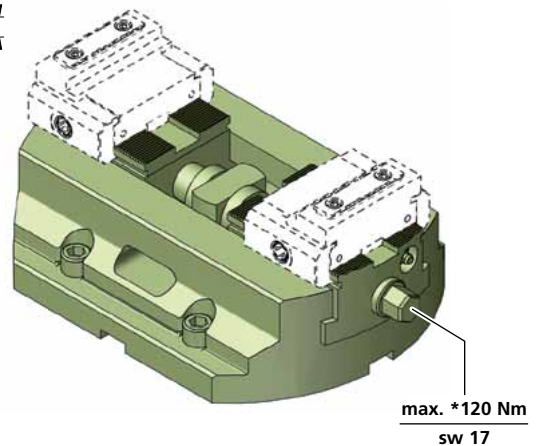
Separat bestellen / Separate order



ZSMB500L112 kg = ~59
Backenhub (pro Backe)
Stroke of clamping (each jaw)
55 mm



ZSMB250L82 kg = ~19
Backenhub (pro Backe)
Stroke of clamping (each jaw)
35 mm



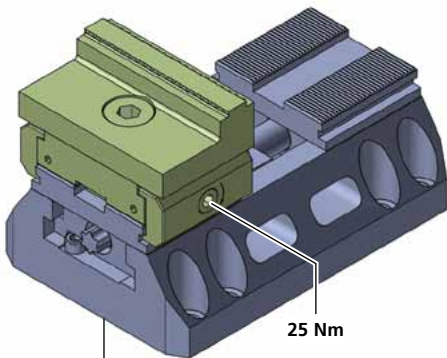
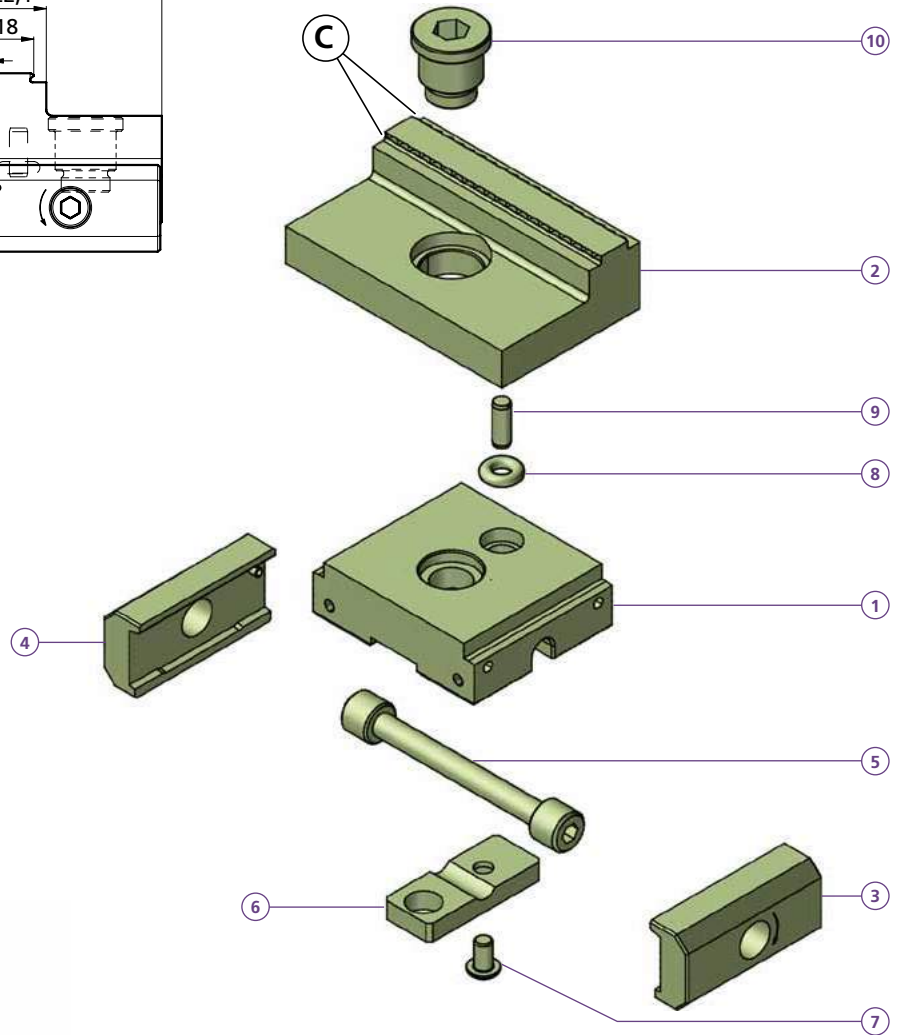
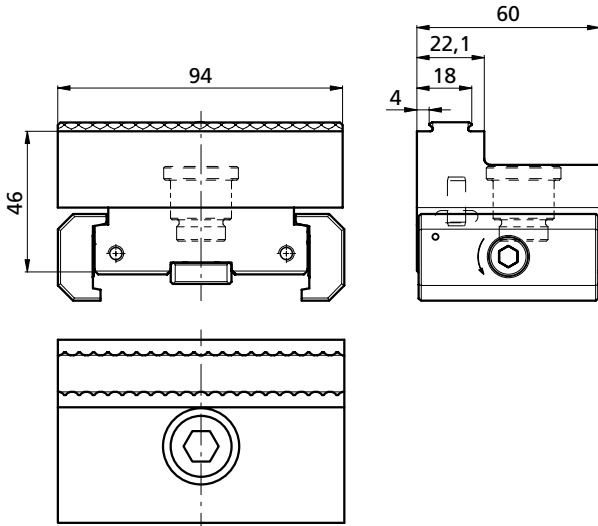
Drehmoment Torque		Spannkraft Workholding force			Gut zu Wissen Good to know
Nm	(lb-ft)	~daN	~(lb)	~t	
40	29,5	= 800	1798	0,8	Diese Spannkraften werden für den Dauerbetrieb empfohlen! These clamping forces are recommended for continuous operation!
60	44,26	= 1200	2697	1,2	
80	59	= 1600	3597	1,6	
100	73,75	= 2000	4496	2	
*120	88,5	= 2400	5395	2,4	Für kurzfristige Anwendung For short-term application

! Für längerfristige Anwendung ab 140 – 250 Nm müssen **geschraubte Backen** eingesetzt werden!
For longer-term use from 140 – 250 Nm the **screwed jaws** must be used!

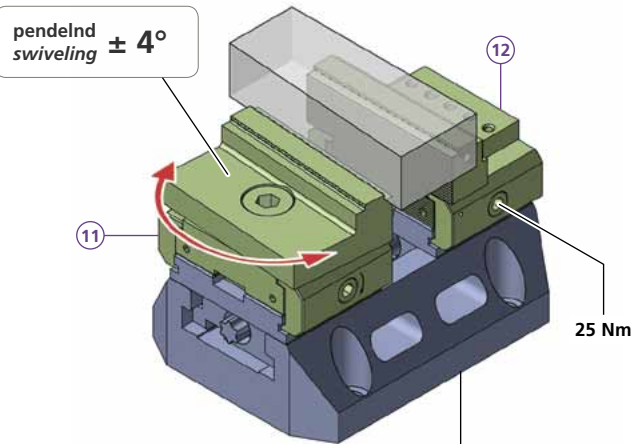
Bestellbeispiel / Ordering example : ZSMB500L112



PAND94-49PRF-A1-P



p. 144 ZSM180L50



p. 144 ZSM140L50

PAND94-49PRF-A1-P	
1	1x TF180103
2	1x TF180102
3	1x PCSP60R
4	1x PCSP60L
5	1x PCS14
6	1x PCGU2049
7	1x M6X10ISO7380
8	1x OR6x40-RingNBR70
9	1x 6m6x16DIN6325
10	1x TK130236
kg	~1,8

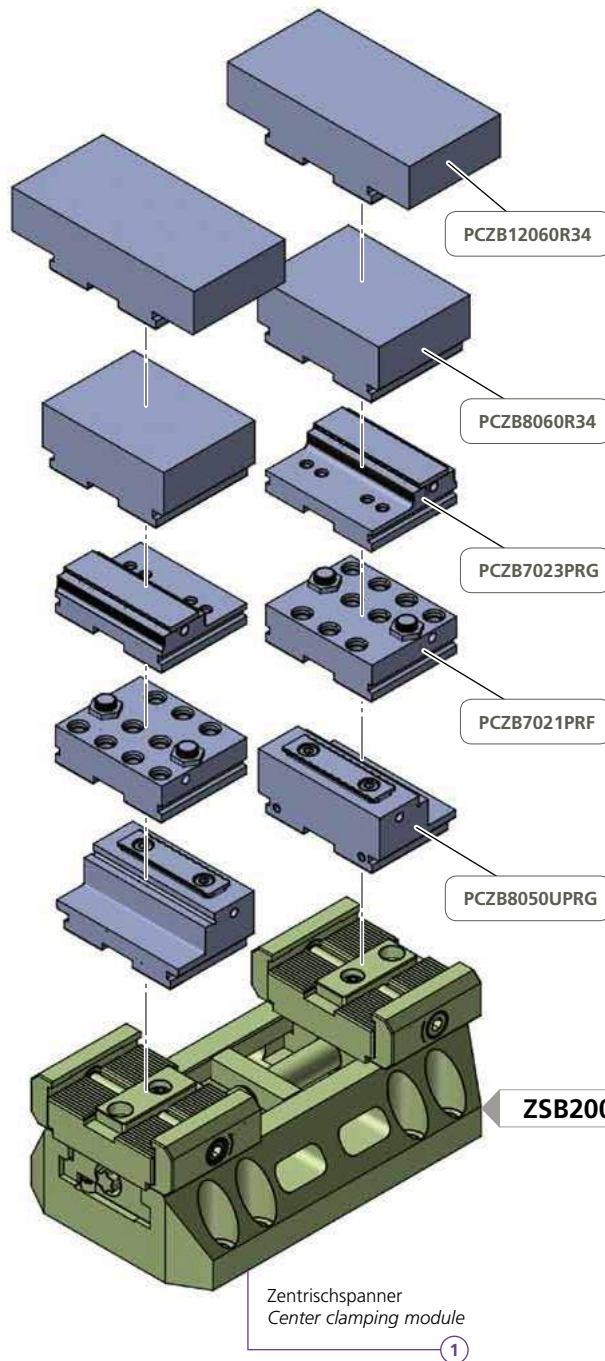
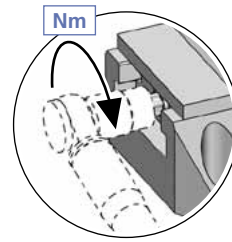
PAND94-49PRF-A1-P-NS18	
11	1x PAND94-49PRF-A1-P
12	1x PAND94-49PRG-A1
kg	~3,4

Bestellbeispiel / Ordering example: PAND94-49PRF-A1-P

Separat bestellen / Separate order



Drehmoment Torque		Spannkraft Workholding force			Gut zu Wissen Good to know
Nm	(lb-ft)	~daN	~(lb)	~t	
10	7,4	= 200	440	0,2	Diese Spannkraften werden für den Dauerbetrieb empfohlen! <i>These clamping forces are recommended for continuous operation!</i>
20	14,8	= 500	1'102	0,5	
30	22,2	= 1'000	2'204	1,0	
40	29,6	= 1'300	2'866	1,3	
50	37,0	= 1'600	3'527	1,6	
60	44,4	= 1'800	3'968	1,8	Für kurzfristige Anwendung <i>For short-term application</i>
70	51,8	= 2'100	4'629	2,1	

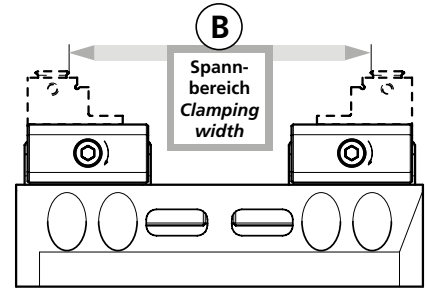
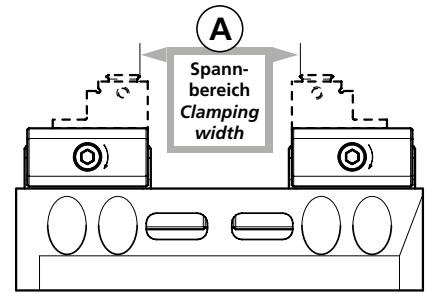
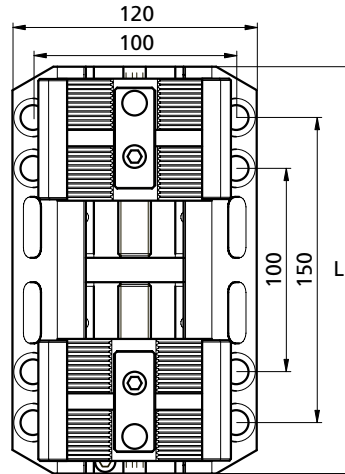
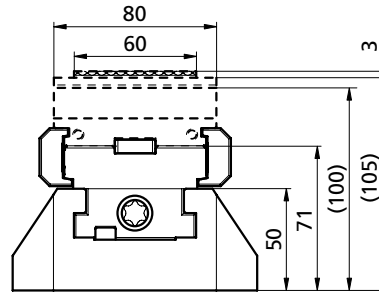
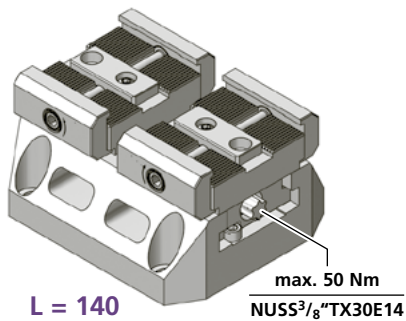
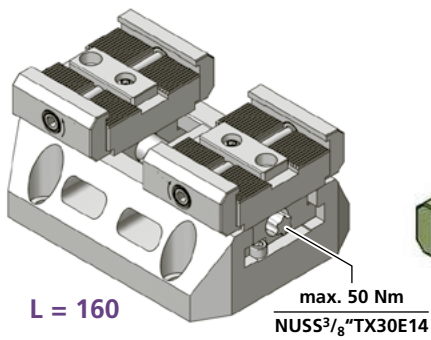
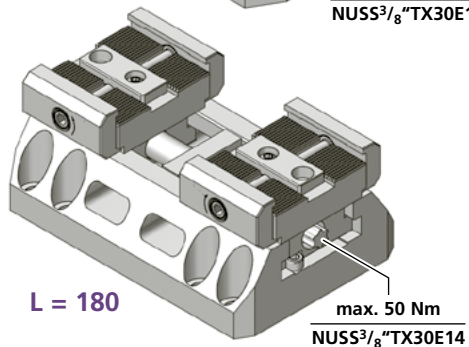
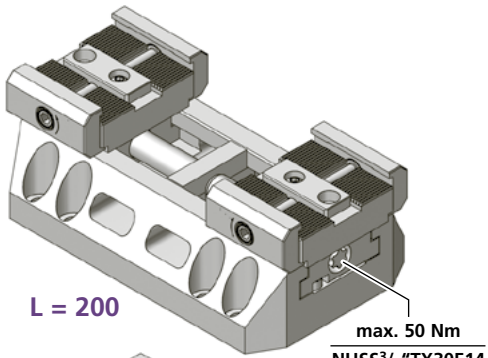


Mehr als **8** verschiedene Backenvarianten passend zu dieser Schnellwechelschnittstelle.
More than 8 different jaw modules to match this rapidly changing interface.

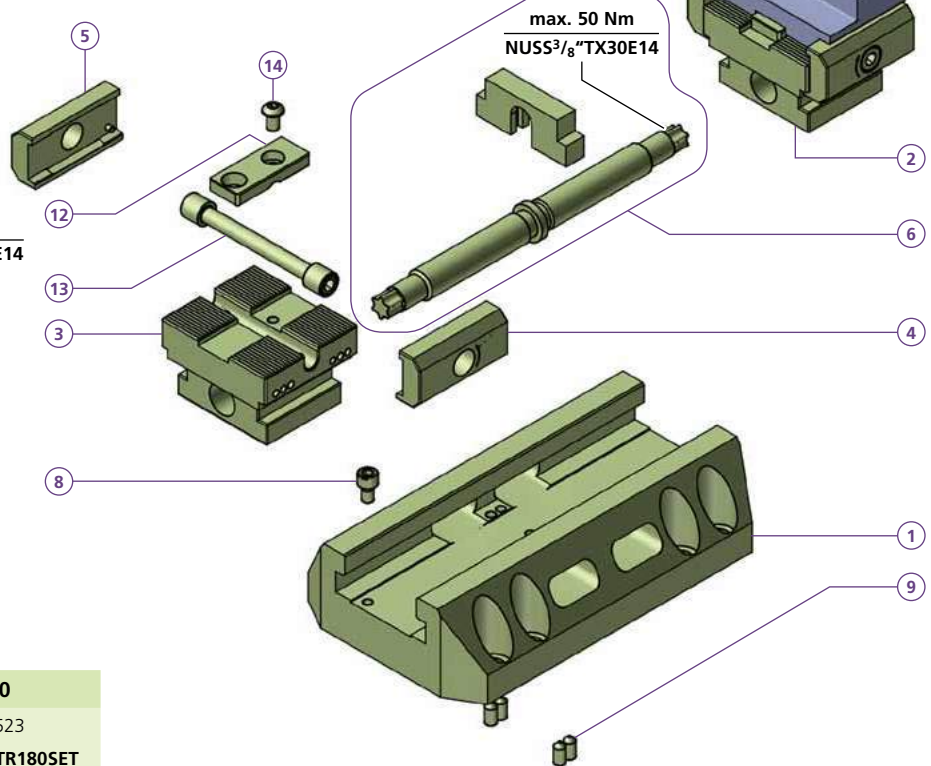
	kg
① ZSB200L50	~8,4
ZSB180L50	~7,9
ZSB160L50	~7,4
ZSB140L50	~6,7
2x	

p. 152

Bestellbeispiel / Ordering example: 1 x ZSM200L50 & 2 x PCZB8050UPRG



PCZB8050UPRG p. 152



ZSB200L50	
1	1x TK150025
2	1x ZB150791
3	1x ZB150792
4	2x PCSP60RG
5	2x PCSP60LG
6	1x PCS16TR200SET
8	1x M6X10ISO4762
9	4x M6X16DIN914
12	2x PCGU2049
13	2x PCS14
14	2x M6X8ISO7380
L	= 200
A	10 – 126 mm
B	58 – 174 mm
kg	~8,4

ZSB180L50	
1	1x TK150523
6	1x PCS16TR180SET
L	= 180
A	10 – 104 mm
B	58 – 154 mm
kg	~7,9

ZSB160L50	
1	1x TK150522
6	1x PCS16TR160SET
L	= 160
A	10 – 86 mm
B	58 – 134 mm
kg	~7,4

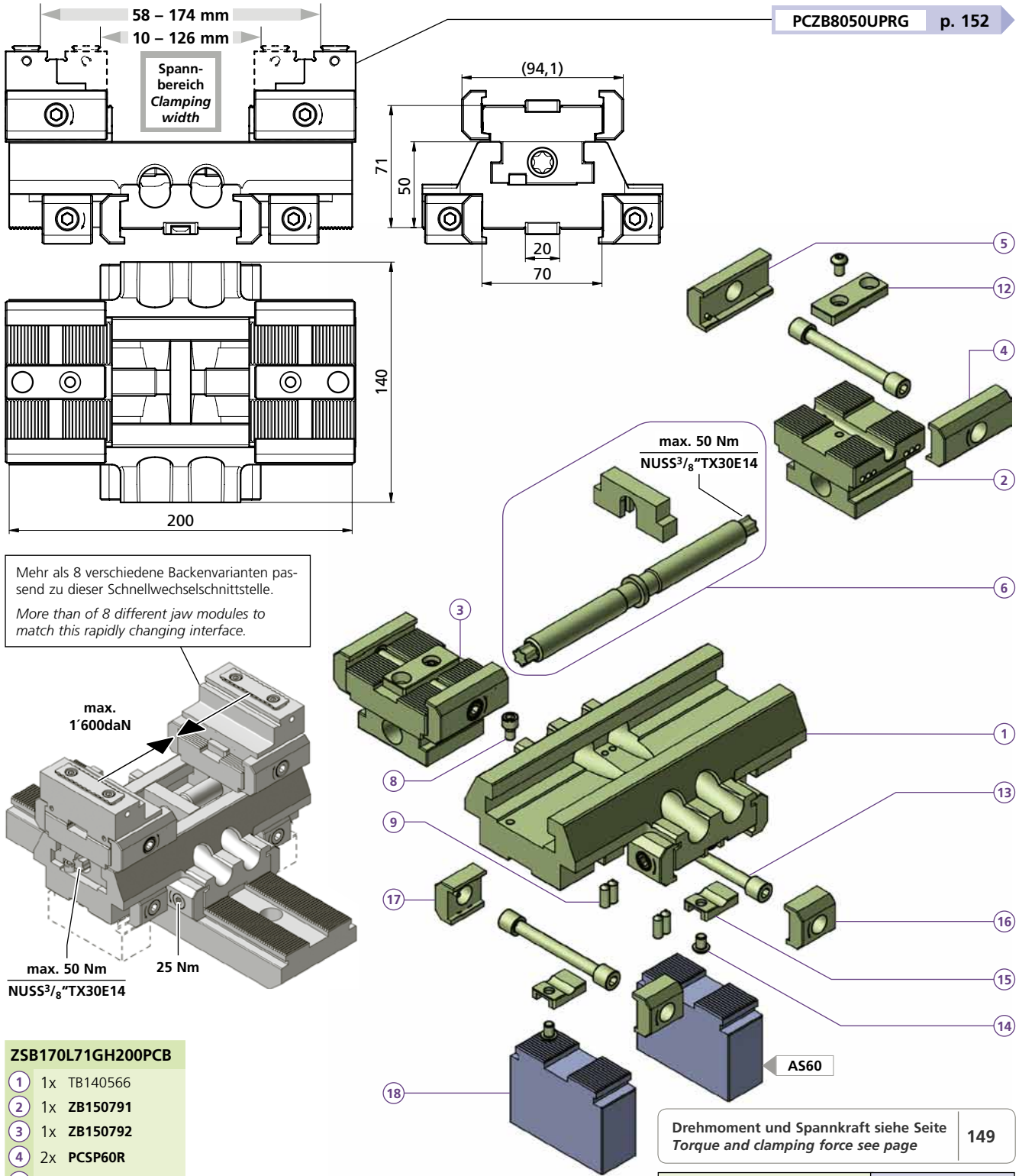
ZSB140L50	
1	1x TK150521
6	1x PCS16TR140SET
L	= 140
A	10 – 65 mm
B	58 – 113 mm
kg	~6,7

Drehmoment und Spannkraft siehe Seite 149
Torque and clamping force see page 149

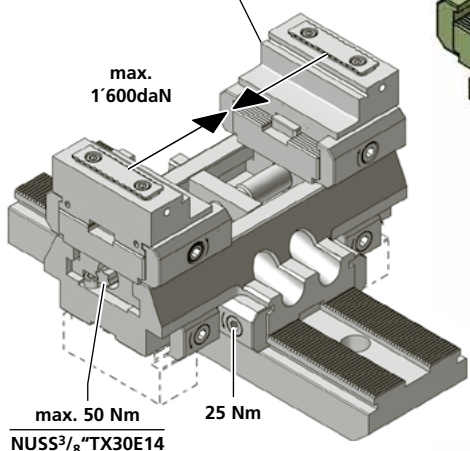
WICHTIG!
Bitte separat bestellen
IMPORTANT!
Please order separately

NUS3³/₈"TX30E14

Bestellbeispiel / Ordering example: 3 x ZSB200L50 & 6 x PCZB8050UPRG & 1 x NUS3³/₈"TX30E14



Mehr als 8 verschiedene Backenvarianten passend zu dieser Schnellwechselschnittstelle.
More than of 8 different jaw modules to match this rapidly changing interface.



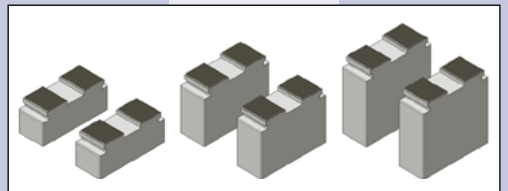
ZSB170L71GH200PCB

- 1 1x TB140566
- 2 1x ZB150791
- 3 1x ZB150792
- 4 2x PCSP60R
- 5 2x PCSP60L
- 6 1x PCS16TR200SET
- 8 1x M6X10ISO4762
- 9 4x M6X16DIN914
- 12 2x PCGU2049
- 13 4x PCS14
- 14 4x M6X8ISO7380
- 15 2x PCGU2030
- 16 4x PCSP30L
- 17 4x PCSP30R
- 18 2x

kg ~9,2

Schienenhöhe / Rail height

AS35 (H = 35)	AS60 (H = 60)	AS80 (H = 80)



Bestellbeispiel / Ordering example: 1 x ZSB170L71GH200PCB & 2 x PCZB8050UPRG & 1 x NUSS3/8\"/>

Drehmoment und Spannkraft siehe Seite 149
Torque and clamping force see page 149

WICHTIG!
Bitte separat bestellen

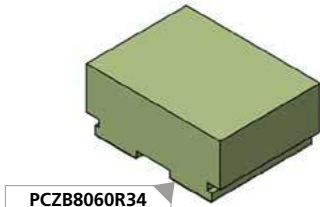
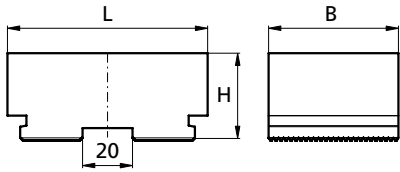
IMPORTANT!
Please order separately

NUSS3/8\"/>

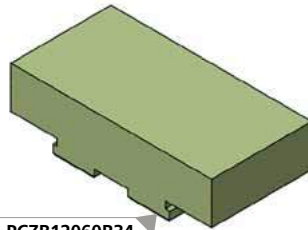
Seitliche Stützen
Bei Gebrauch dieses Zentrischspanners, werden je nach Höhe der Basisschiene auf dessen sie aufgesetzt sind, zwei seitliche Stützen AS35 / AS60 / AS80 unterlegt.

Side support
When using this self centering vise, a side support AS35 / AS60 / AS80 is underlaid, depending on the height of the base rail on which it is placed.

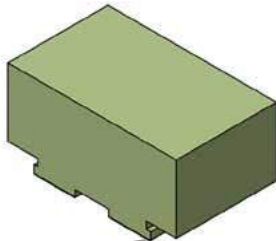
Separat bestellen / Separate order



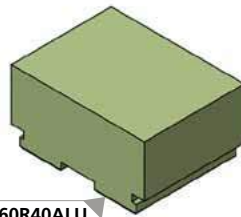
PCZB8060R34



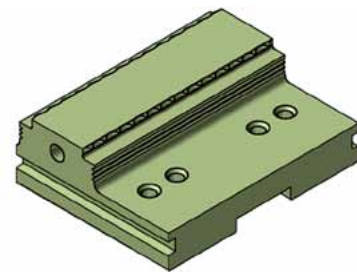
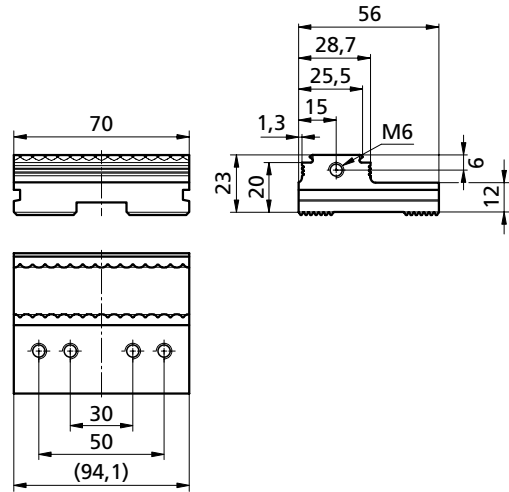
PCZB12060R34



PCZB10060R50ST

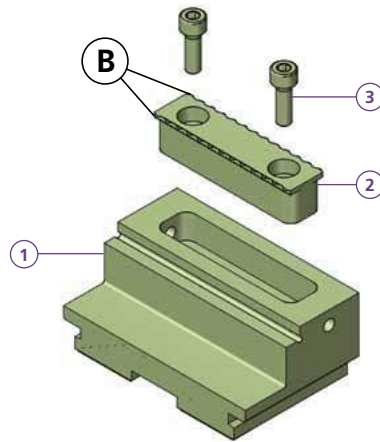


PCZB8060R40ALU



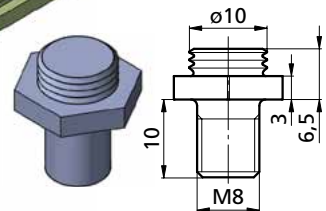
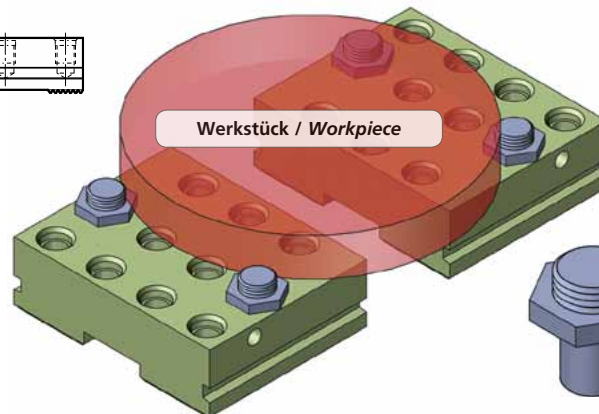
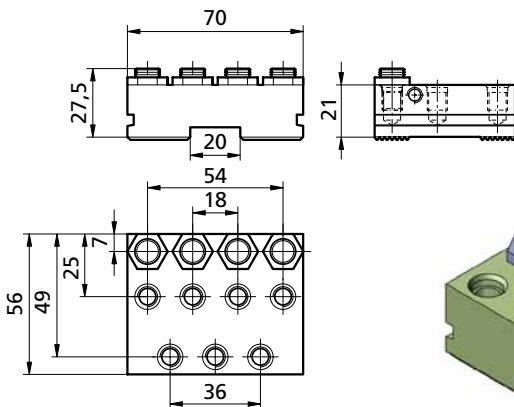
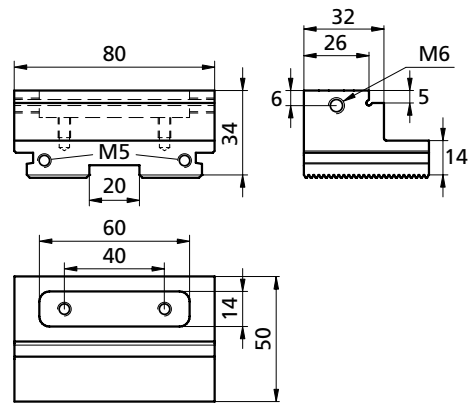
		L	B	H	kg
PCZB8060R34	(Stahl/Steel)	80	60	34	~1,2
PCZB12060R34	(Stahl/Steel)	120	60	34	~1,7
PCZB10060R50ST	(Stahl/Steel)	101	60	50	~2,2
PCZB8060R40ALU	ALU	80	60	40	~0,52
PCZB10060R50	ALU	101	60	50	~0,76

PCZB7023PRG kg ~0,54



PCZB8050UPRG

- ① 1x TB161200
 - ② 1x MAND58-14PRG
 - ③ 1x M5X16ISO4762
- kg ~0,75



PCZB7021PRF kg ~0,6

PRG1003M8

Bestellbeispiel / Ordering example: 2 x PCZB7021PRF & 4 x PRG1003M8




SPUTNIK III

Sputnik III

Spannbereich bis 180 mm, Spannkraft bei 70 Nm, 2,1 t/2100 daN. Hier kommen die «Grossen» unserer Zentrischspanner zum Einsatz. Speziell ist der Aufbau auf einer Stahl-Mineralgusspyramide um beste Verhältnisse bezüglich Vibrationsdämpfung zu bieten. Die Zentrischspanner dazu gibt es in vier Gehäuselängen (140, 160, 180 und 200 mm) und bis zu 60 Backenvarianten.

Sputnik III

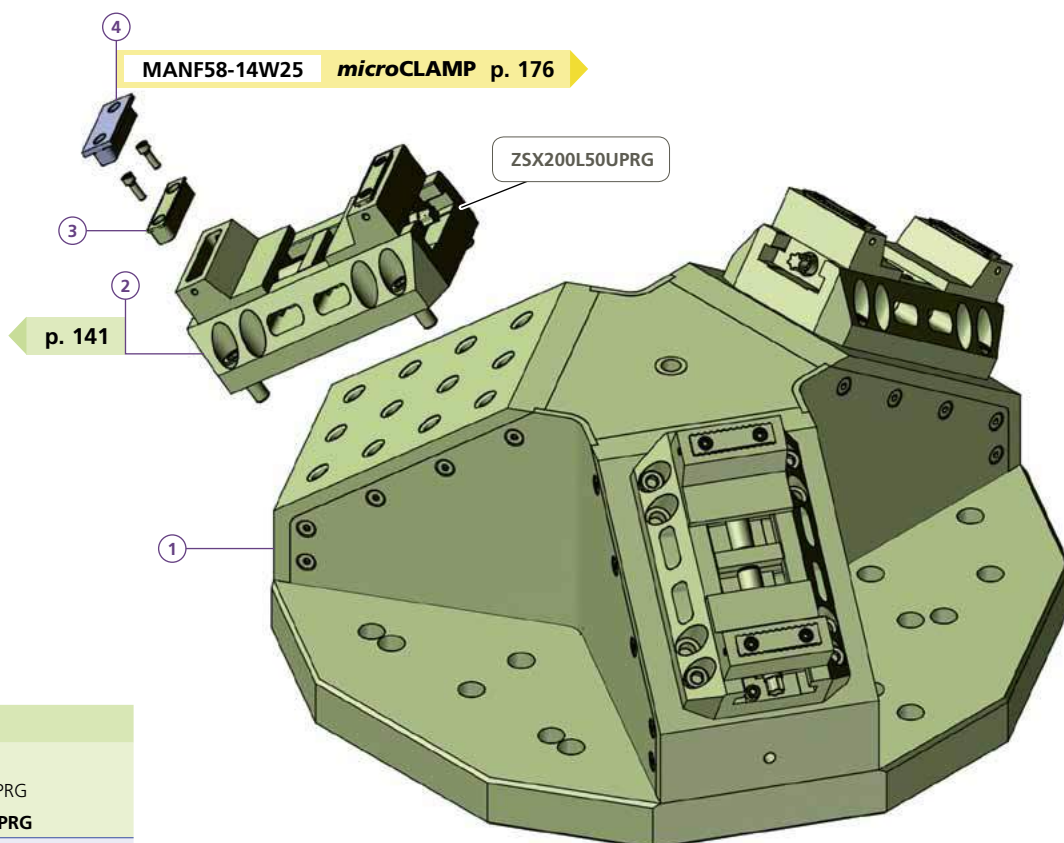
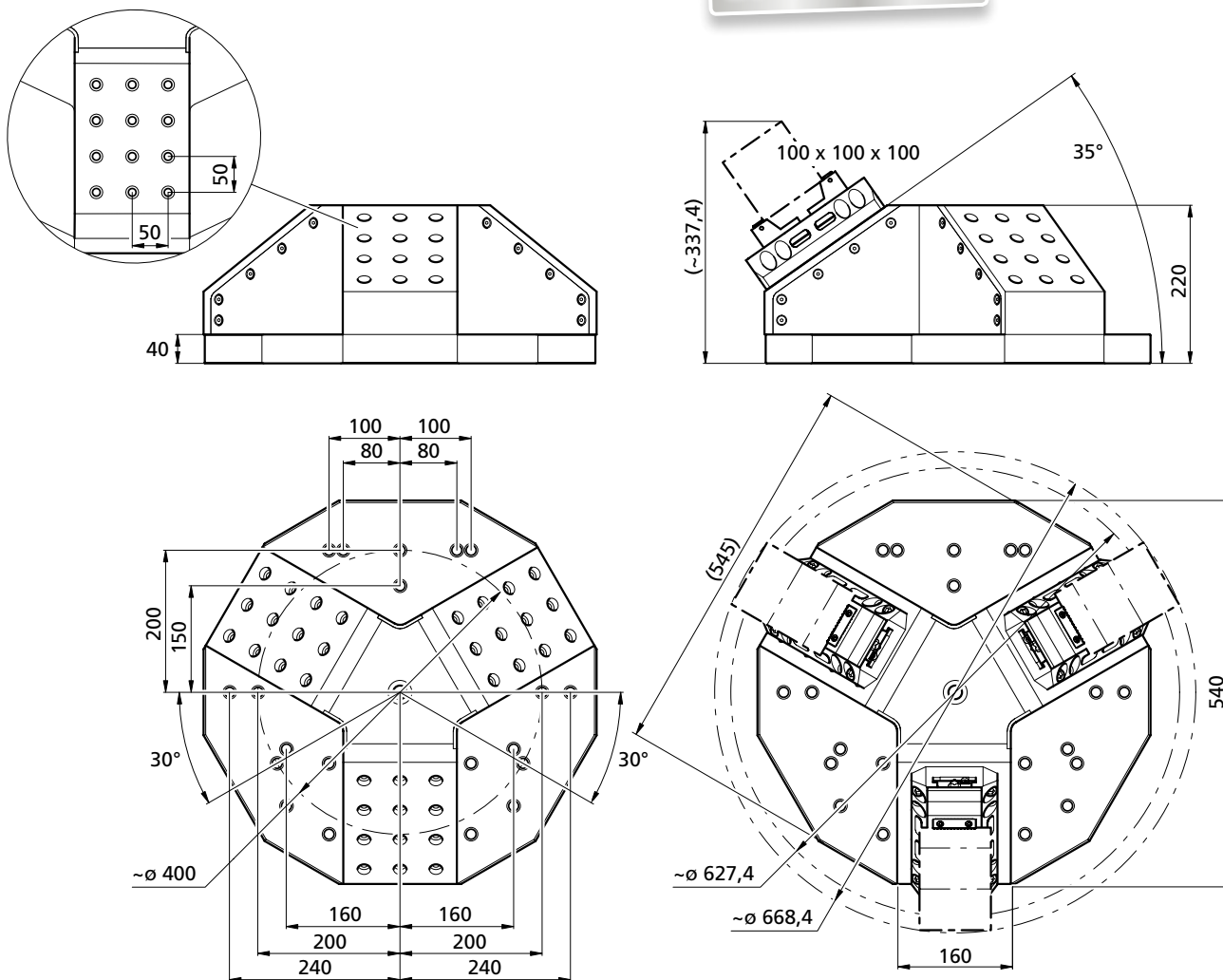
Spans of up to 180 mm, clamping force at 70 Nm, 2.1 t/2100 daN. Here the «big ones» of our self-centering vices go into action. And there is the special setup of a steel mineral casting pyramid to provide the best conditions for vibration dampening. The self-centering vice for this is available with four housing lengths (140, 160, 180 and 200 mm) and up to 60 jaw versions.



SPUTNIK III




SPUTNIK III



5AXZSX35-3	
①	1x ZK151003
②	3x ZSX200L50UPRG
③	6x MAND58-14PRG
④	6x MANF58-14W25
kg	~185


Bestellbeispiel / Ordering example: 1 x 5AXZSX35-3 & 3 x ZSX200L50UPRG & 6 x MANF58-14W25

Separat bestellen / Separate order




Zwei pneumatische Zentrischspanner auf einer Spannbrücke und Fanuc Robodrill.
Über 100 verschiedene Standardbacken in Sekundenschnelle wechseln.
*Two pneumatic self centering vise on a Fanuc robodrill machining center.
From more than 100 different standard jaw modules can be changed in a view second.*

ZSP40L38-2



ZSP200L55



ZSP125L85-1



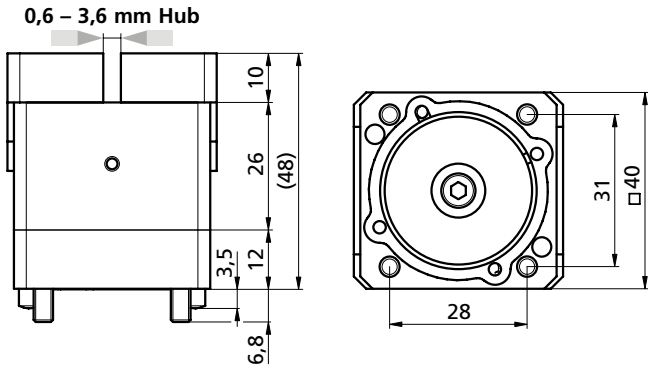
ZSP Micro Pneumatischer Zentrischspanner

Pneumatic self centering vise

SET18ZSP40L38-2 ZSP40L38-2

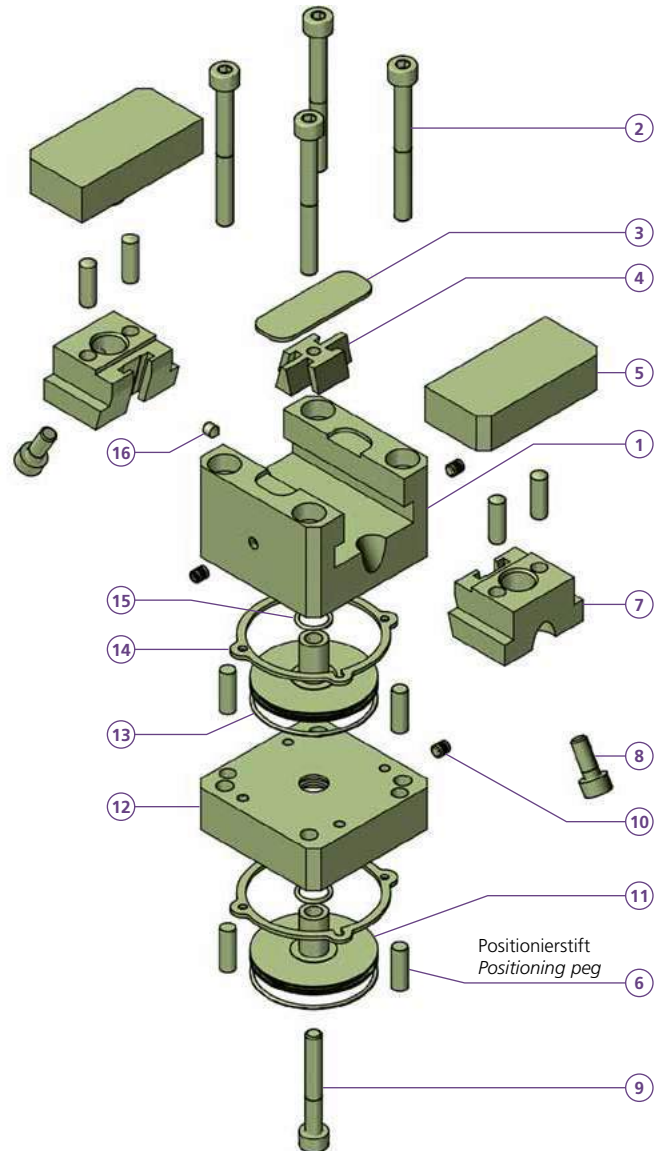


triCENTRO



Zum Erstellen Ihrer individuellen Formbacke:
Schnittzeichnung zum Ermitteln der maximalen Bearbeitungsprofiltiefe

If a dedicated jaw is being machined:
Sectional drawing to determine the maximum machining depth



Spannkraft / Workholding force
120 daN (max. 6 Bar)

4 Anschlüsse / Connections

- Spannen / Clamping
- Lösen / Loosen
- Überwachen / Supervise
- Sperrluft / Sealing air

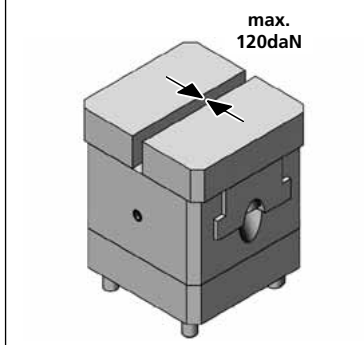
SET18ZSP40L38-2

- 1 1x TF180166
- 2 4x TN100865
- 3 1x TF180169
- 4 1x TF180168
- 5 2x B222
- 6 8x TN100428
- 7 2x TF180167
- 8 2x TN100321
- 9 1x TB180316
- 10 3x TN100824
- 11 2x TF180170
- 12 1x TF180171
- 13 2x TN100819
- 14 2x TB180306
- 15 2x TN100818
- 16 1x TN10091

kg ~0,52

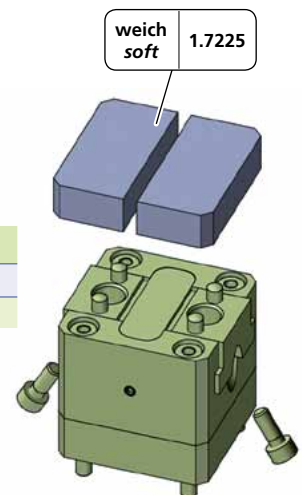
Luftvolumen / Air volume	
Spannen / Clamping	Lösen / Loosen
8,2cm ³	8,4cm ³

Bedienungsanleitung zu diesem pneumatischen Zentrischspanner
Operating instructions for this pneumatic self centering vise



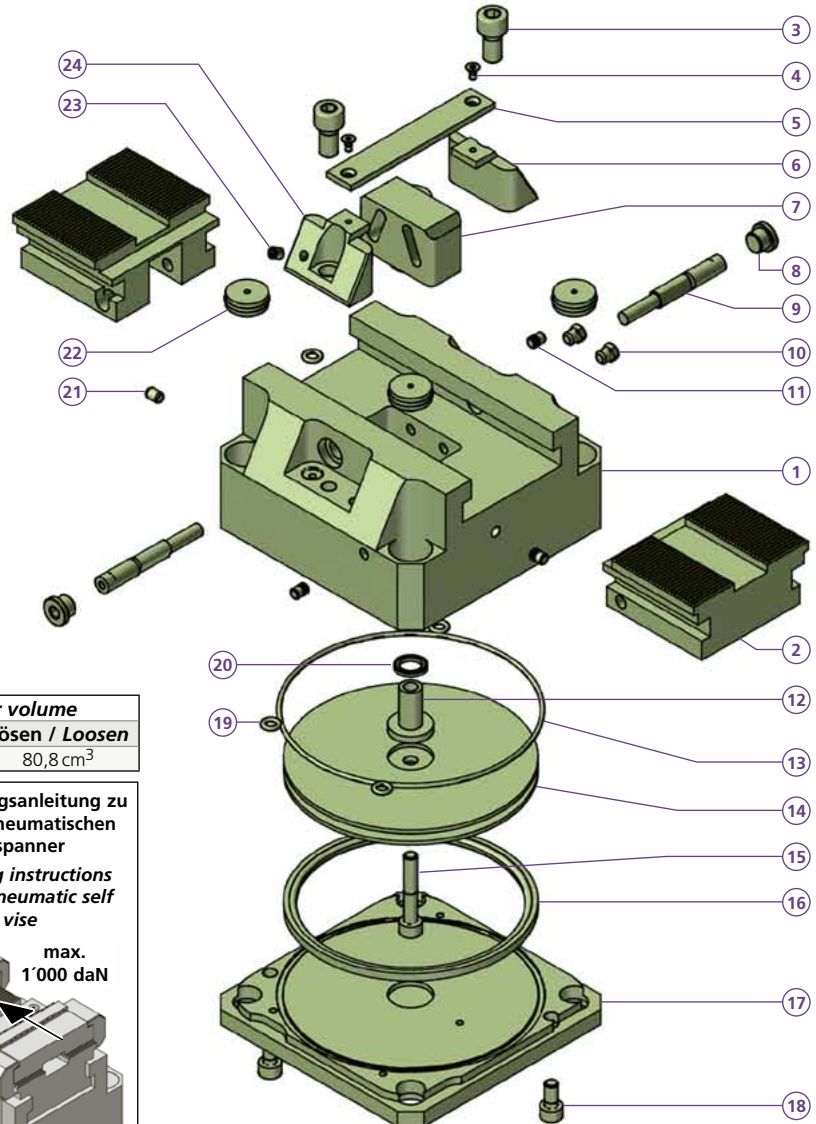
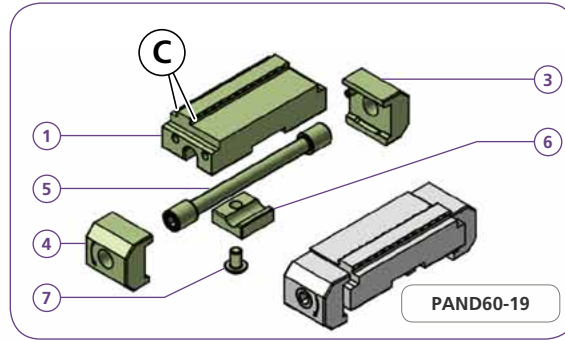
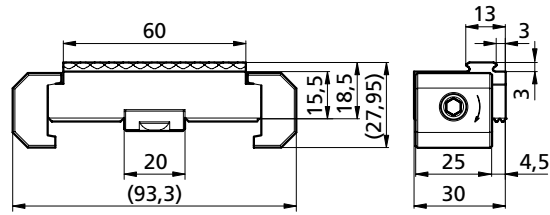
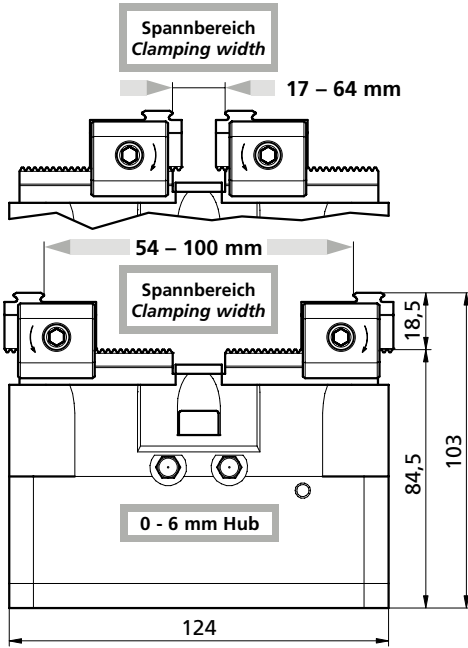
ZSP40L38-2

5 2x B222
kg ~5,2



Bestellbeispiel / Ordering example: SET18ZSP40L38-2

Separat bestellen / Separate order



ZSP125L85-1

- 1 1x TB180474
 - 2 2x TB180476
 - 3 2x **M8X16ISO4762**
 - 4 2x M3X6DIN7991
 - 5 1x TB171140
 - 6 1x TB171141
 - 7 1x TB180477
 - 8 2x TN100014
 - 9 2x TB170530
 - 10 2x TN100021
 - 11 3x TN100009
 - 12 1x TK160467
 - 13 1x TN100012
 - 14 1x TK160075
 - 15 1x **M6X35ISO4762**
 - 16 1x TN100020
 - 17 1x TB180475
 - 18 2x TN100015
 - 19 4x TN100013
 - 20 1x TN100027
 - 21 1x TB180268
 - 22 4x PCPF16L6
 - 23 1x M5X6DIN913
 - 24 1x TB180478
- kg ~7,4

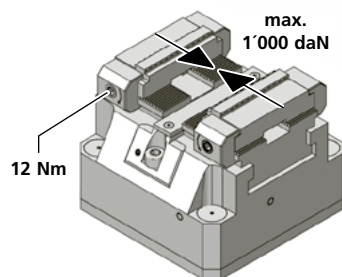
PAND60-19

- 1 1x TB171149
 - 3 1x PCSP25L
 - 4 1x PCSP25R
 - 5 1x PCS10
 - 6 1x PCGU2019
 - 7 1x **M5X8ISO7380**
- kg ~0,4

Luftvolumen / Air volume	
Spannen / Clamping	Lösen / Loosen
80,1 cm ³	80,8 cm ³



Bedienungsanleitung zu diesem pneumatischen Zentrischspanner
Operating instructions for this pneumatic self centering vise

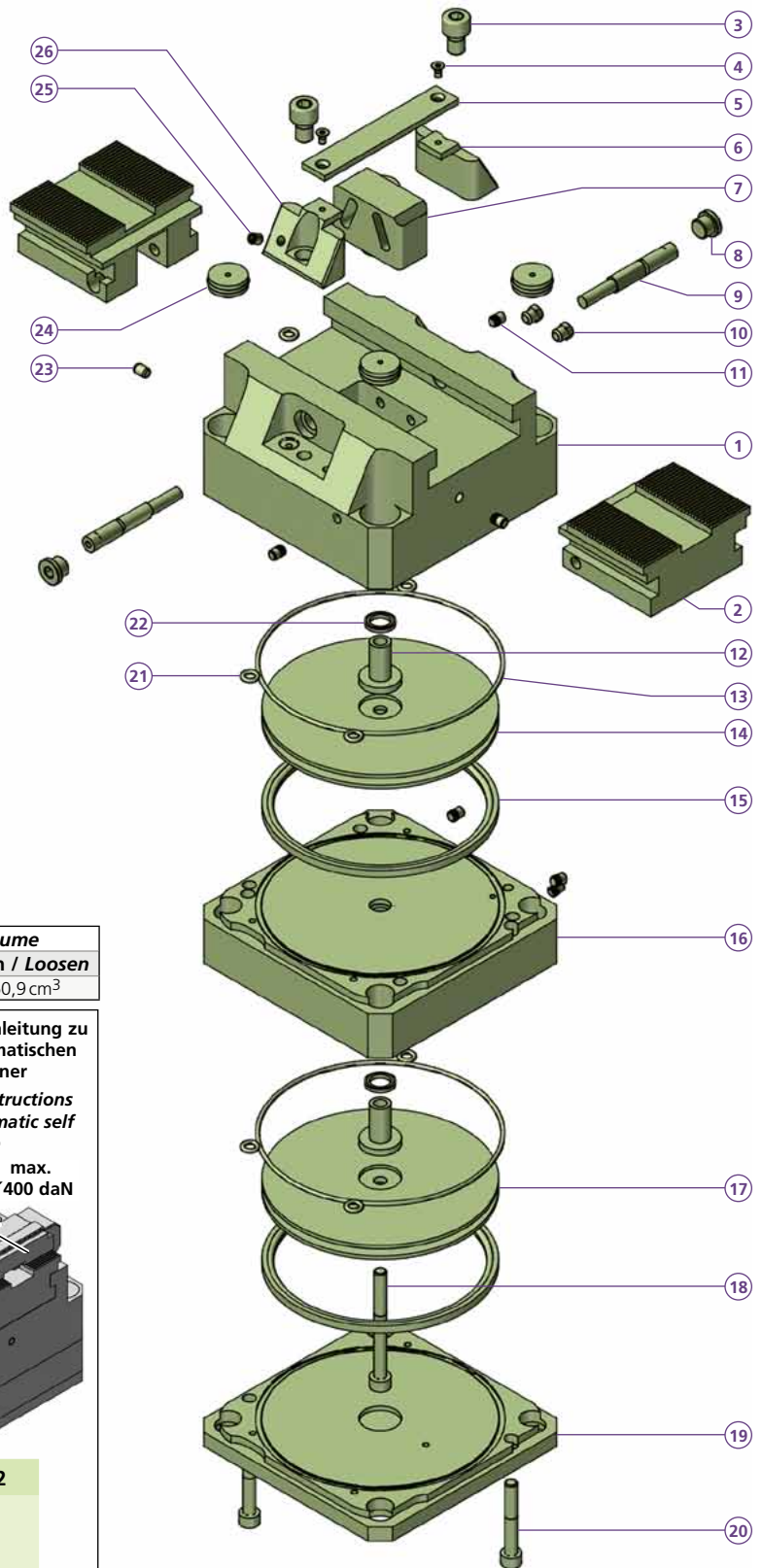
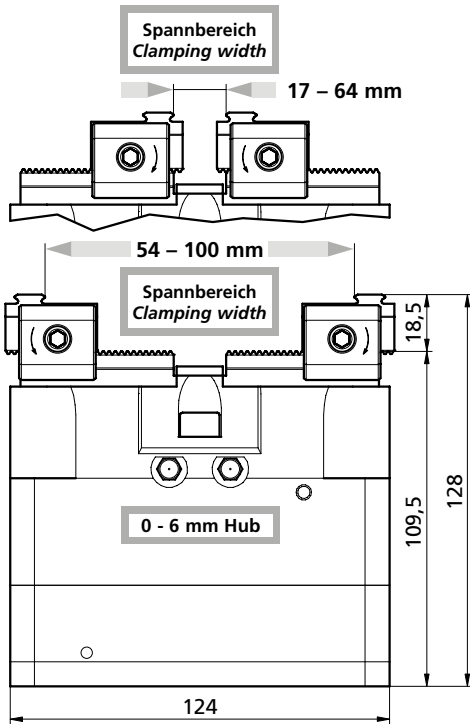


SET18ZSP125L85-1

- 1x ZSP125L85-1
 - 2x PAND60-19
- kg ~8,2

	Druck Pressure		Spannkraft Clamping force		
	Bar		~daN	~(lb)	~t
Einfacher Kolben Single piston	8	=	600	1'320	0,6
	10	=	800	1'760	0,8
	12	=	1'000	2'650	1,0

Bestellbeispiel / Ordering example: SET18ZSP125L85-1



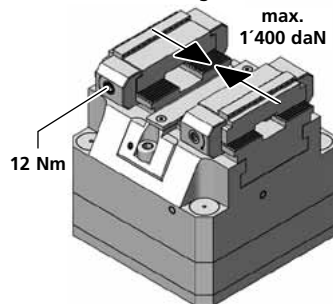
ZSP125L110-2

- 1 1x TB180474
 - 2 2x TB180476
 - 3 2x **M8X16ISO4762**
 - 4 2x M3X6DIN7991
 - 5 1x TB171140
 - 6 1x TB171141
 - 7 1x TB180477
 - 8 2x TN100014
 - 9 2x TB170530
 - 10 2x TN100021
 - 11 6x TN100009
 - 12 2x TK160467
 - 13 2x TN100012
 - 14 1x TB170147
 - 15 2x TN100020
 - 16 1x TB180480
 - 17 1x TK160075
 - 18 1x **M6X60ISO4762**
 - 19 1x TB180475
 - 20 2x **M6X40ISO4762**
 - 21 7x TN100013
 - 22 2x TN100027
 - 23 1x TB180268
 - 24 4x PCPF16L6
 - 25 1x M5X16DIN913
 - 26 1x TB180478
- kg ~9,4

Luftvolumen / Air volume	
Spannen / Clamping	Lösen / Loosen
160,2 cm ³	160,9 cm ³



Bedienungsanleitung zu diesem pneumatischen Zentrischspanner
Operating instructions for this pneumatic self centering vise



SET18ZSP125L110-2

- 1x ZSP125L110-2
 - 2x PAND60-19
- kg ~11,3

PAND60-19

- 1 1x TB171149
 - 3 1x PCSP25L
 - 4 1x PCSP25R
 - 5 1x PCS10
 - 6 1x PCGU2019
 - 7 1x **M5X8ISO7380**
- kg ~0,4

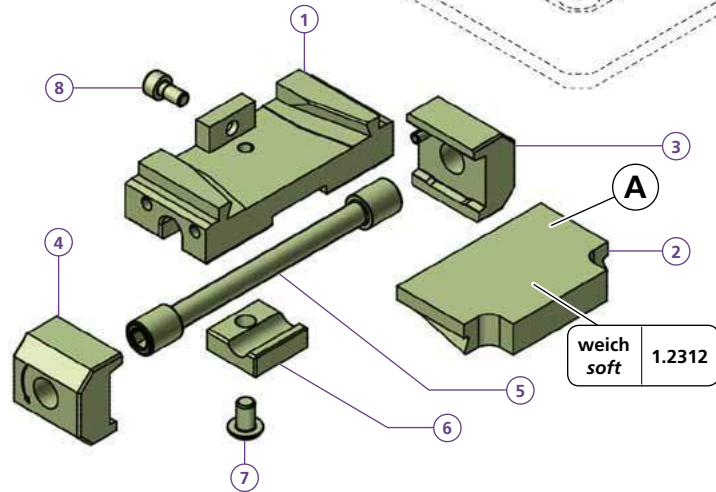
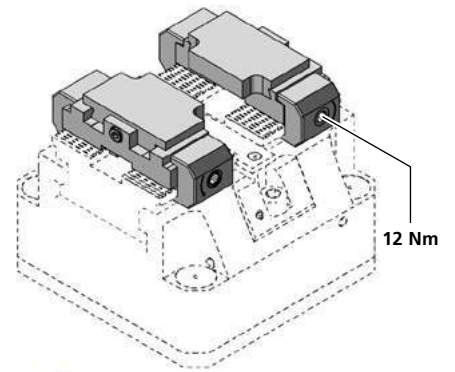
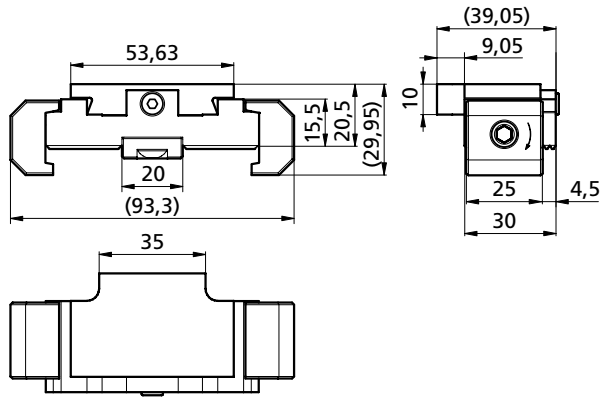
Masszeichnung & Isometrische Darstellung:

Siehe Seite | See page **p. 159**

Dimensional drawing & Isometric representation:

	Druck Pressure		Spannkraft Clamping force		
	Bar		~daN	~(lb)	~t
Doppelkolben Double piston	8	=	1'000	2'200	1,0
	10	=	1'400	3'090	1,4

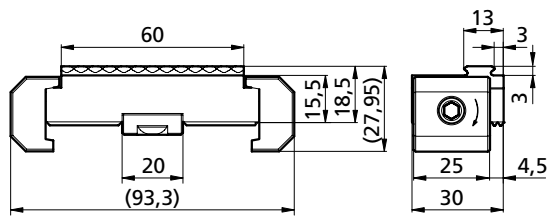
Bestellbeispiel / Ordering example : SET18ZSP125L110-2



PAND60-20.5UWB

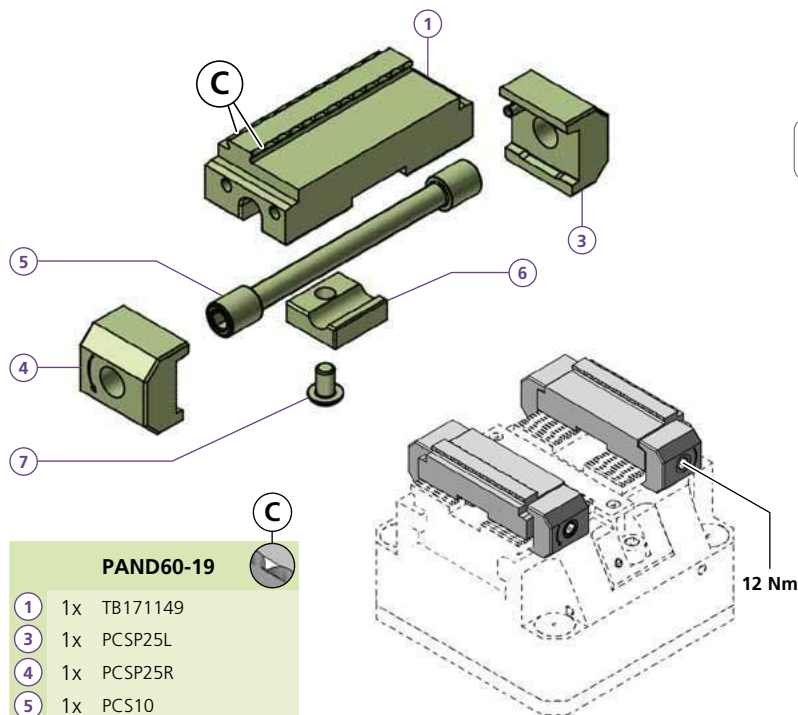
- 1 1x TK171294
- 2 1x TK180360
- 3 1x PCSP25L
- 4 1x PCSP25R
- 5 1x PCS10
- 6 1x PCGU2019
- 7 1x M5X8ISO7380
- 8 1x M4X8ISO4762

kg ~0,3



PAND60-20.5UWB

PAND60-19

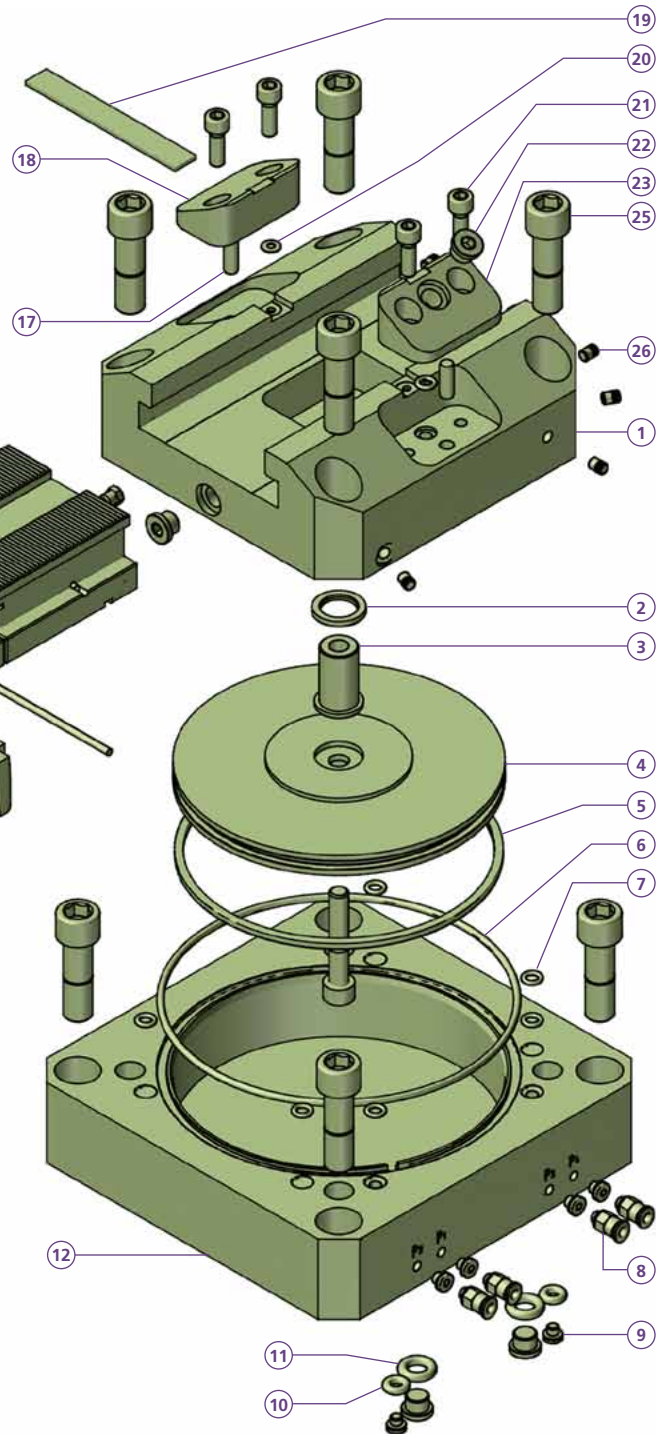
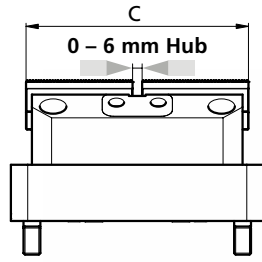
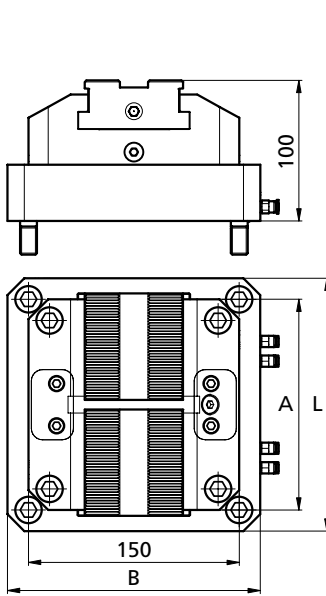


PAND60-19

- 1 1x TB171149
- 3 1x PCSP25L
- 4 1x PCSP25R
- 5 1x PCS10
- 6 1x PCGU2019
- 7 1x M5X8ISO7380

kg ~0,4

Bestellbeispiel / Ordering example: PAND60-20.5UWB



ZSP150L100

- 1 1x TB1900122
- 2 1x TN100525
- 3 1x TB140209
- 4 1x TB190092
- 5 1x TN100595
- 6 1x TN100894
- 7 7x TN100013
- 8 4x TN100596
- 9 6x TN100914
- 10 2x TN100917
- 11 2x TN100592
- 12 1x TB190125
- 13 2x TB190087
- 14 1x TB190085
- 15 2x TN100021
- 16 2x TB190123
- 17 2x TN100453
- 18 1x TB190095
- 19 1x TB190086
- 20 2x TN100916
- 21 4x **M6X18ISO4762**
- 22 5x TN100014
- 23 1x TB190094
- 24 8x TWPAS1240
- 25 5x TN100009
- A = 150
- L = 180
- B = 180
- kg ~16



Bedienungsanleitung zu diesem pneumatischen Zentrischspanner
 Operating instructions for this pneumatic self centering vise




Bedienungsanleitung zu diesem pneumatischen Zentrischspanner
 Operating instructions for this pneumatic self centering vise



ZSP250L100

- 1 1x TB190083
- 12 1x TB190091
- 16 2x TF190780
- A = 200
- L = 240
- B = 200
- C = 250
- kg ~25,5

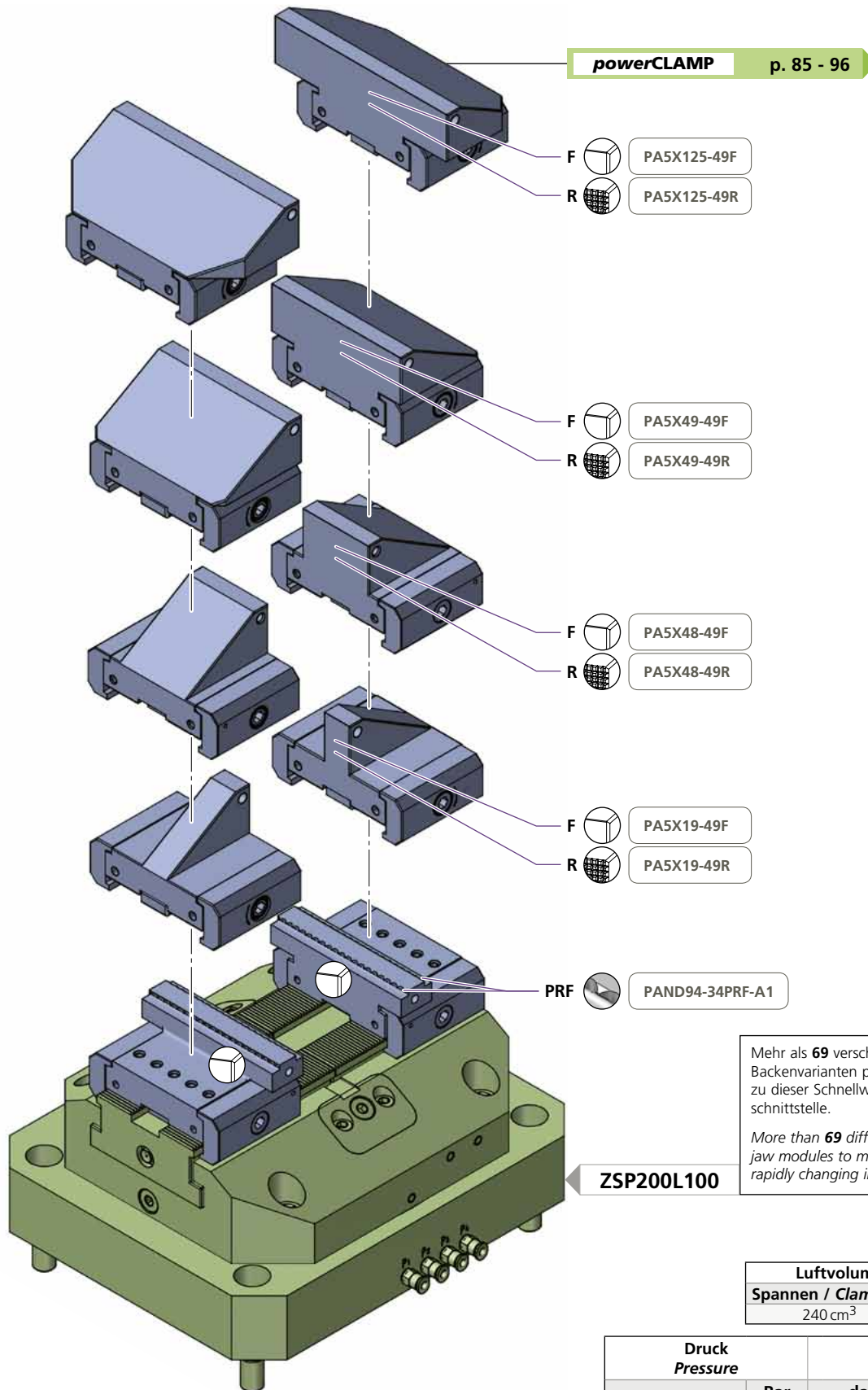


Bedienungsanleitung zu diesem pneumatischen Zentrischspanner
 Operating instructions for this pneumatic self centering vise



Spannkraft siehe Seite 161
 Clamping force see page 161

Bestellbeispiel / Ordering example: ZSP150L100



powerCLAMP p. 85 - 96

F PA5X125-49F
R PA5X125-49R

F PA5X49-49F
R PA5X49-49R

F PA5X48-49F
R PA5X48-49R

F PA5X19-49F
R PA5X19-49R

PRF PAND94-34PRF-A1

ZSP200L100


Mehr als **69** verschiedene Backenvarianten passend zu dieser Schnellwechsellchnittstelle.
More than 69 different jaw modules to match this rapidly changing interface.

Luftvolumen / Air volume	
Spannen / Clamping	Lösen / Loosen
240 cm ³	243 cm ³

Druck Pressure	Spannkraft Clamping force			
	Bar	~daN	~(lb)	~t
Druckübersetzer Pressure intensifier 1:2	5	= 1'100	2 420	1,1
	8	= 1'500	3'300	1,5
	10	= 2'000	4'400	2,0
	12	= 2'400	5'290	2,4

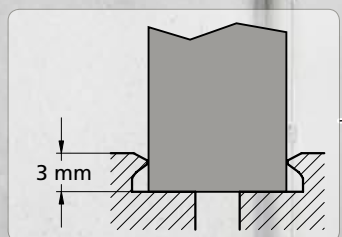
Bestellbeispiel / Ordering example: 1 x ZSP200L100 & 2 x PA5X48-49F

Separat bestellen / Separate order



WKZ Stahl 1.2312
Tool steel
L = 180 x B = 120 x H = 130

Bearbeitungszeit
Machining time 1h 20min



PAND150-34PRGA1

ZSM180L50

50 Nm ~1,6 t